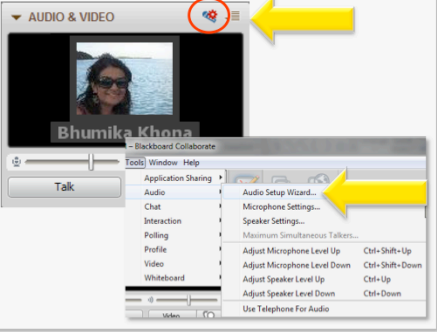


## Audio Setup

**Can't hear?**  
Click the Microphone/Gears icon or  
Go to: Tools > Audio > Audio Setup Wizard  
Or "Speaker Settings"



The screenshot shows the Blackboard Collaborate interface. At the top, there is an 'AUDIO & VIDEO' panel with a microphone and gear icon circled in red. A yellow arrow points to this icon. Below it, a 'Tools' menu is open, showing 'Audio' as a sub-menu. A yellow arrow points to 'Audio Setup Wizard...' in the 'Audio' sub-menu. Another yellow arrow points to 'Speaker Settings...' in the 'Audio' sub-menu. The interface also shows a video feed of a person named 'Bhumika Khona' and a 'Talk' button.

Today's presentation will be broadcast using VOIP only.

This audio set-up wizard will walk you through how to set-up your speakers and test your voice, volume, etc.

Blackboard

1

Today's presentation will be broadcast using Blackboard Collaborate.

Let's make sure you're able to hear me and are setup to use the audio features of Blackboard Collaborate. If you have a microphone on your computer, go ahead and click the microphone-with-gear icon in the audio/video panel to bring up the Audio Setup Wizard, or select "Tools > Audio > Audio Setup Wizard" and follow the instructions.

# Designing Online Courses with the Blackboard Exemplary Course Program

Blackboard

## Today's Agenda

- Overview of the Exemplary Course Program
- Overview of the Exemplary Course Rubric
- How to Participate in the Exemplary Course Program
- Q&A

## Today's Presenter: Lauren Krznaric



Community Programs Manager, Blackboard

Manages programs including Catalyst Awards, Exemplary Course Programs, Cohorts, Blackboard Innovative Teaching Series

Twitter: [lkrznaric](#)

Email: [lauren.krznaric@blackboard.com](mailto:lauren.krznaric@blackboard.com)

Blackboard

4

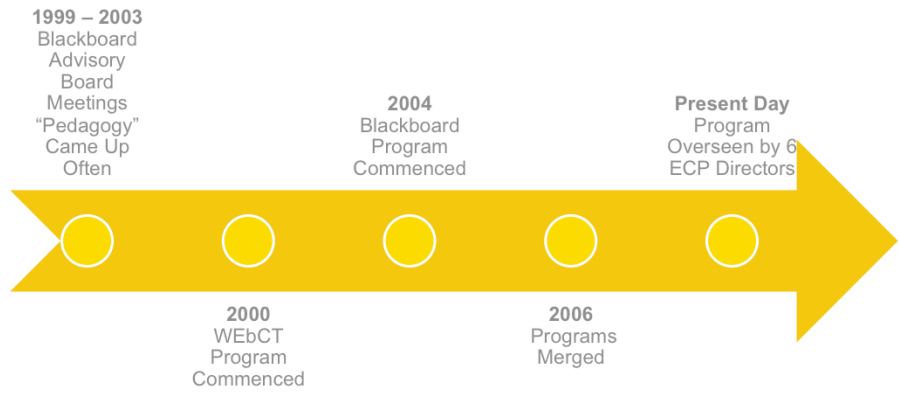
CIS: Computer Information Systems

# Overview of the Exemplary Course Program

Blackboard




# Program History



Blackboard

## What is the Exemplary Course Program?

- The **Exemplary Course Program** recognizes faculty and course designers around the world who develop exciting and innovative courses that represent the very best in technology and learning.
- Courses are evaluated using the **ECP Rubric**. The ECP Rubric addresses four major categories, **Course Design, Interaction & Collaboration, Assessment, and Learner Support**, and 17 sub-categories that are considered by this program to be essential for effective, high-quality online instruction.



Blackboard

# The Importance of the Program

1. Provides Guidelines on How to **Create Quality Online Instruction**
  - a) For Individual Faculty
  - b) For Design and Development Teams
2. Provides Examples of **Best Practices and Professional Standards**
3. Provides a Means of **Obtaining Feedback from Peers Worldwide**
4. Provides a Means of **Reflecting on and Reviewing “Your” Online Instruction**

Blackboard



# Overview of the Exemplary Course Rubric

Blackboard



## Course Design Overview

**Course Design** addresses elements of instructional design and includes such elements as structure of the course, learning objectives, organization of content, and instructional strategies. Sub-elements include:

- Goals and objectives
- Content presentation
- Learner engagement
- Technology use

Blackboard

10

Christie

## Interaction & Collaboration Overview

**Interaction and Collaboration** can take many forms. The ECP criteria place emphasis on the type and amount of interaction and collaboration within an online environment.

**Interaction** denotes communication between and among learners and instructors, synchronously or asynchronously.

**Collaboration** is a subset of interaction and refers specifically to those activities in which groups are working interdependently toward a shared result.

The rubric evaluates this element in three areas:

- Communication Strategies
- Development of a Learning Community
- Interaction Logistics

Blackboard

11

Christie

## Assessment Overview

**Assessment** focuses on instructional activities designed to measure progress towards learning outcomes, provide feedback to students and instructor, and/or enable grade assignment. This section addresses the quality and type of student assessments within the course.

The rubric evaluates this element in three areas:

- Expectations
- Assessment Design
- Self-assessment

# Learner Support Overview

**Learner Support** addresses the support resources made available to students, either within or external to the course environment. Specifically, learner support resources address a variety of student services including, but not limited to the following:

- Orientation to Course and LMS
- Supportive Software
- Instructor Role & Information
- Course/Institutional Policies & Support
- Technical Accessibility
- Accommodations for Disabilities
- Feedback



Blackboard


13

Christie

# How to Participate

Blackboard





**2014 Blackboard  
Exemplary Course Program**

**Course Submissions Accepted  
& Reviewer Sign up:**  
December 1, 2013 – Feb 17, 2014

Visit: [www.blackboard.com/catalyst](http://www.blackboard.com/catalyst)

Blackboard

The Exemplary Course Award recognizes faculty and course designers around the world who develop exciting and innovative courses that represent the very best in technology and learning. Courses are evaluated in the four major areas of the ECP Rubric. (Course Design, Interaction & Collaboration, Assessment and Learner Support) by a peer group of Blackboard clients, a Reviewer Council, and Directors.

Our 2014 Program kicks off December 1, 2013 and will close on February 17<sup>th</sup>. After February 17<sup>th</sup>, courses will be evaluated by your peers and then sent on to a Review Council and the Exemplary Course Program Directors.

## How to Submit a Course

- Bb clients can submit courses that utilize one of the following systems: [Learn](#), [CE/Vista](#), [ANGEL](#), [joule](#), or [CourseSites](#)
- Incorporate what you learned in the cohort in your course
- Work with your System Administrator to create a copy of your course (without student data) for use by the evaluators
- Show evidence of interaction and collaboration
- Gather facts and stats that explain how your course or achievement makes an impact
- Consider how your course stands out as an industry 'best practice'

Blackboard



## Benefits of Submitting a Course

- **Reflect** on your own course design through a self-evaluation of your course and gain new perspective and insights on your course
- **Receive detailed feedback** on your own course development including best practices and areas for improvement
- **Apply** lessons learned from the Exemplary Course Rubric to your own courses or those you are helping to develop
- **Gain professional development experience** and **recognition** for your accomplishments and participation in the program

Blackboard

## How to Become a Course Reviewer

- **Determine** if you want to review as an individual or as part of a team
- **Participate** in Course Reviewer Training
- **Have a solid understanding** of the ECP Rubric
- **Complete your review(s) within three weeks** in late February/early March 2014.

Interested? Sign up at <http://bbb.blackboard.com/catalyst>

Blackboard

## Benefits of Volunteering to be a Course Reviewer

- Explore a variety of online courses and get **ideas** and **inspiration** for your own online courses
- **Apply lessons** learned from the ECP Rubric to your own courses or those you are helping to develop
- **Share your knowledge and experience** with others by providing feedback on their course designs
- Gain **professional development** experience
- Receive a **certificate** for your participation

Blackboard

Questions?

Blackboard

