



Dropbox

and similar apps for iPads

By Melissa Lockhart

<https://www.dropbox.com/mobile>

What is Dropbox Mobile?

- Bring your files with you when you're on the go
- Add files to your Favorites for fast, offline viewing
- Easily upload photos and videos to Dropbox
- Share freely with friends and family

Dropbox is a free service that lets you bring all your photos, docs, and videos anywhere. This means that any file you save to your Dropbox will automatically save to all your [computers](#), [phones](#) and even the [Dropbox website](#).

What kinds of files can you view with Dropbox?

- Images
- Music
- Movies
- Microsoft Word
- Microsoft PowerPoint
- Microsoft Excel
- Adobe PDF
- Keynote
- Pages
- Numbers
- Web pages
- Text and rich-text

All files supported by your iPad will preview in the window of the Dropbox App. The Dropbox app also allows you to open files in other apps on the device if they support the file type. Once you export a file to another app, any changes to the file may not be saved back to Dropbox unless that app is Dropbox-enabled.

There are a number of file formats that can be opened natively on the iPad by simply selecting the file from the file browser. You can view these in the Dropbox app by simply tapping them from the primary Dropbox tab.

Images (.jpg, .tiff, .gif)

Music (.mp3, .aiff, .m4a, .wav)

Movies (.mov, .mp4, .m4v)

Microsoft Word documents (.doc, .docx)

Microsoft PowerPoint presentations (.ppt, .pptx)

Microsoft Excel spreadsheets (.xls, .xlsx)

Adobe PDF (.pdf)

Keynote presentations (.key)

Pages documents (.pages)

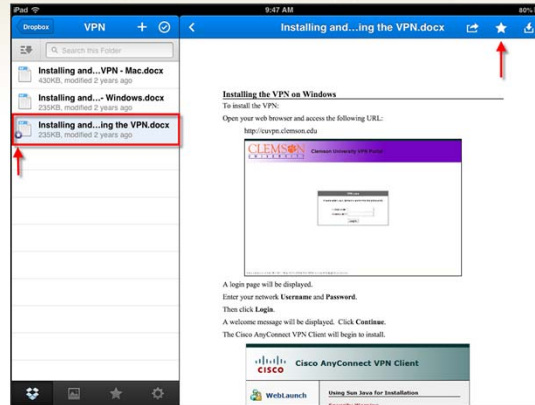
Numbers spreadsheets (.numbers)

Web pages (.htm, .html)

Text and rich-text files (.txt, .rtf, and many more)

Can I sync or download files to my tablet?

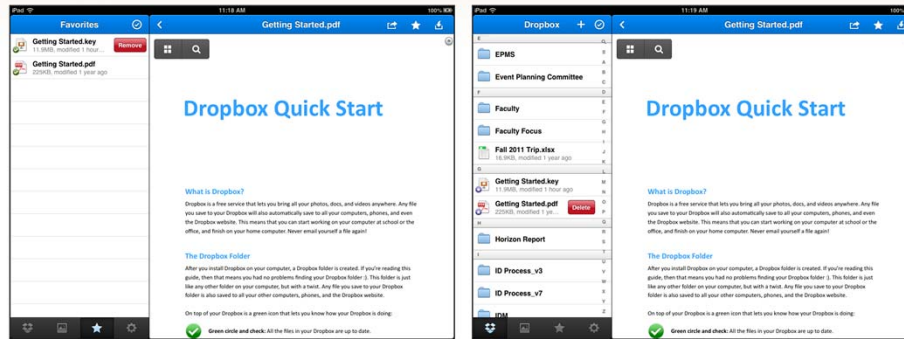
- Yes
- Mark it as a Favorite



The Dropbox [mobile app](#) works a little differently from the app on your computer. Whereas the [desktop app](#) automatically uploads and downloads your files and syncs changes as they happen, the mobile app usually does these things on demand. This prevents Dropbox from consuming all of the bandwidth and space for your mobile device.

The mobile app shows you the list of your files, but it only downloads the actual files as needed, such as when you tap on a file to view it. To ensure that a file is always on your device and up to date, [mark it as favorite](#). This will also make it available when your device is offline.

Can I remove files from my mobile device?



Yes.

The [Dropbox iPad app](#) only stores local copies of files if they are [marked as Favorites](#). To remove the file from your Favorites list and your iPad:

Select the **Favorites** tab (the star icon) at the bottom of the screen.

Swipe your finger left-to-right over the file that you want to remove, and a **Remove** button will appear.

Tap the **Remove** button.

Alternatively, you can tap the check mark icon at the top right of the **Favorites** tab, select the file(s) you want to remove, and tap the **Remove** button at the bottom of the screen.

Toggling the star icon while previewing a file will also remove it as a favorite.

To delete a file from your iPad and all of your computers and devices simultaneously:

Select the **Dropbox** tab (the Dropbox icon) and swipe your finger left-to-right over the file that you want to delete, and a **Delete** button will appear.

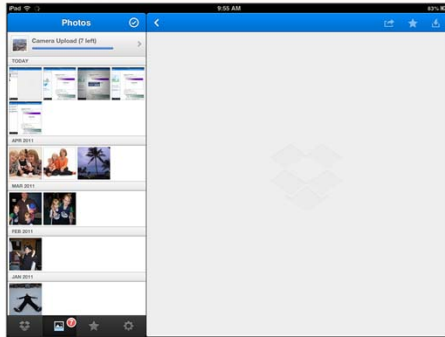
Tap the **Delete** button. You'll be prompted to confirm your choice to delete the file.

Alternatively, you can tap the check mark icon at the top right of the **Dropbox** tab, select the file(s) you want to delete, and tap the **Delete** button.

Once you confirm your decision to delete a file, it will be removed from your iPad, the Dropbox website, and all the computers linked to your Dropbox account.

Can I upload files from my tablet?

- Yes
- Camera Upload
- Manual Upload of files



With Camera Upload, the photos and videos you take with your camera, phone, or tablet will upload automatically to Dropbox—meaning they'll be safely backed up and viewable anywhere.

Take advantage of Camera Upload in two ways:

Upload wirelessly from your phone or tablet using the iOS or Android app

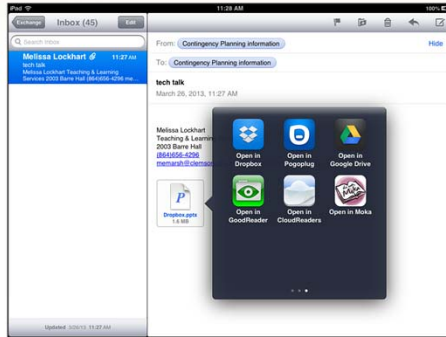
Upload by connecting your camera, phone, or tablet to your computer and using the Mac or Windows desktop app

The Camera Upload feature tries to be smart about importing photos and videos. It will pick up wherever it left off, uploading only photos and videos that it has not uploaded to the Camera Uploads folder before.

The [Dropbox mobile app](#) gives you different ways to upload files from your phone or tablet to your Dropbox. Once files are uploaded, they will sync with Dropbox on your computer and all your other devices.

Can I save email attachments to my Dropbox?

- Yes



Yes.

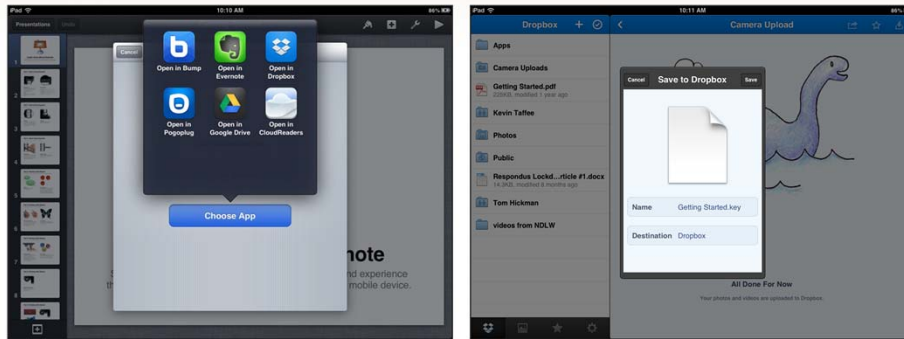
Open the email

Tap on the attached file and hold on the attached file

Select Open with Dropbox

Click Save to save the file to your dropbox

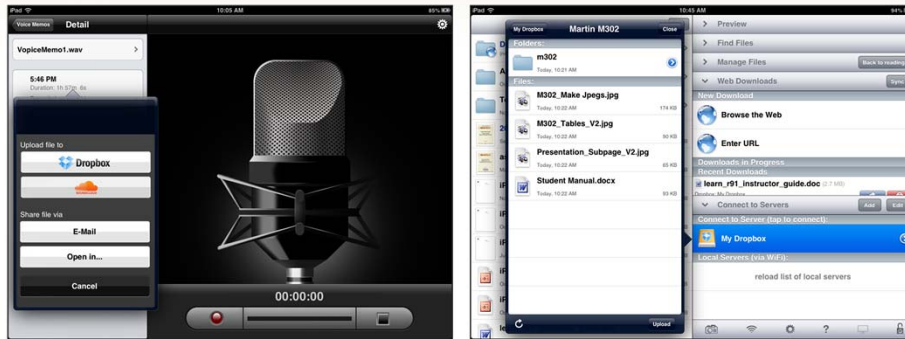
Can I upload files from my tablet?



Native File Apps allow you to upload as well. For example, from the KeyNote app, you can choose to open the presentation in another App. If you select Dropbox, you are prompted and asked if you would like to save the file to Dropbox. The file is then synchronized to your Dropbox.

Can I upload files from my tablet?

CLEMSON
COMPUTING AND
INFORMATION TECHNOLOGY



Examples of other Apps that are linked to Dropbox are VoiceRecorder HD and Good Reader.

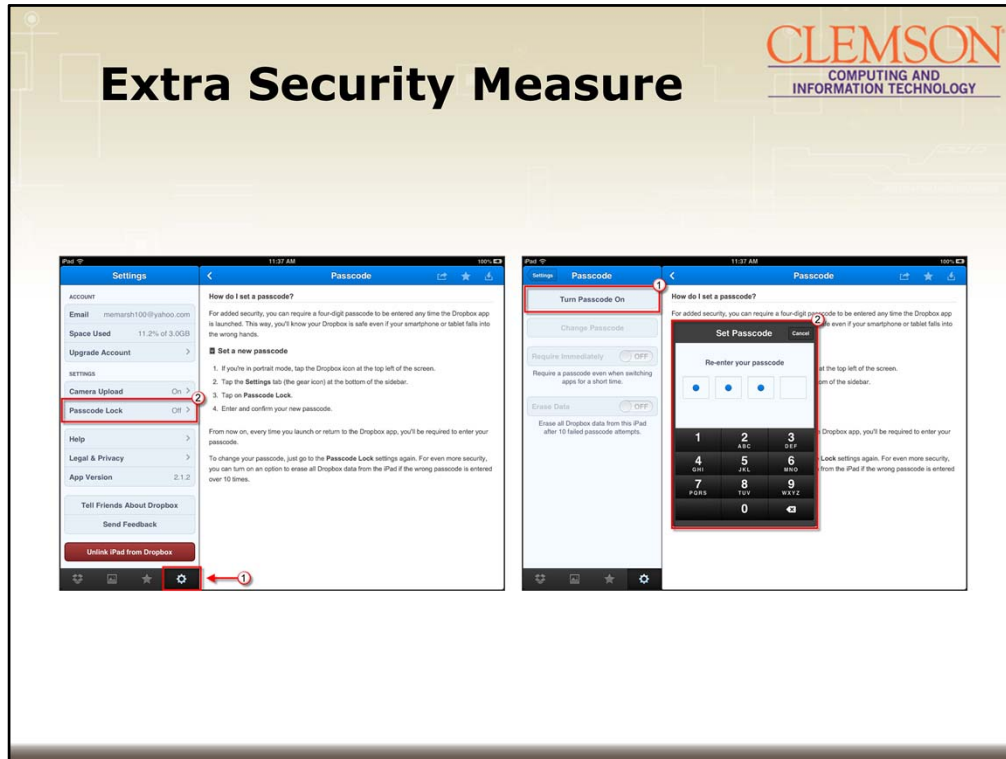
Other Apps tied to Dropbox

- Good Reader
- Documents to Go
- Quick Office
- 1 Password
- PlainText
- ReaddleDocs for iPad
- Office (2)
- iCab Mobile
- iBunko HD
- Elements
- iThoughtsHD
- Nebulous Notes
- iA Writer
- iFiles
- Noterize for iPad
- SoundNote
- VoiceRecorderHD

<http://www.tcgeeks.com/ipad-apps-that-work-dropbox/>


<http://www.tcgeeks.com/ipad-apps-that-work-dropbox/>
Top 50 Apps that work with Dropbox

Is a great article on apps that work with Dropbox.



For added security, you can require a four digit passcode to be entered any time the Dropbox app is launched. This way you know your Dropbox is safe even if your SmartPhone or Tablet falls into the wrong hands.

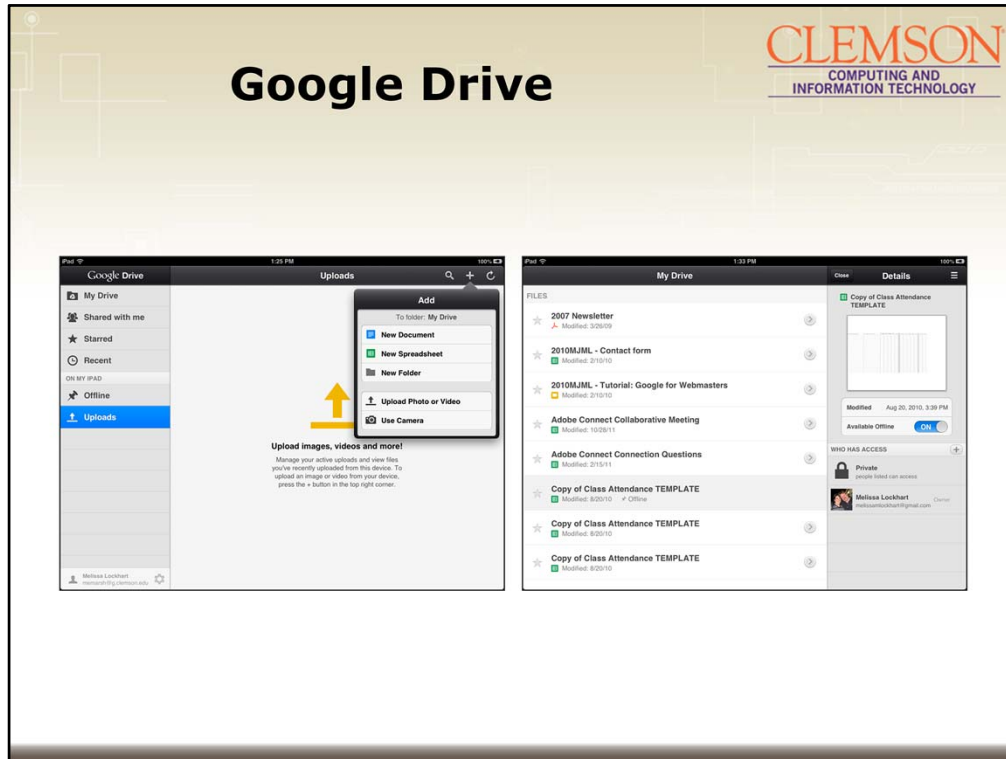
To set a passcode
Tap the settings button
Tap on Passcode Lock
Tap Turn Passcode On
Enter the passcode
Re-enter your passcode
The passcode is now set



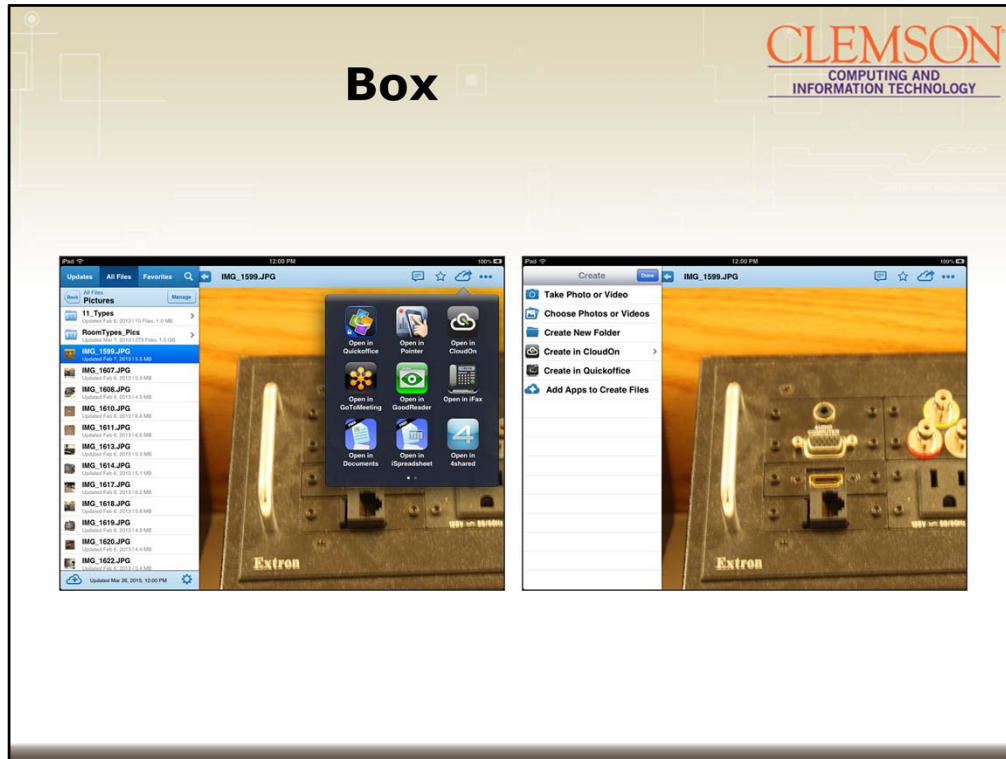
Other Similar Apps

- Box
- Google Drive
- SkyDrive
- Pogoplug
- Mozy
- Zip Cloud
- Dump Truck Online Storage
- JustCloud
- Norton Zone

These are a couple of additional cloud storage tools that you can use on your iPad to share files, images or videos between devices.



Google Drive is nice because its integrated with Google Docs. This means that you can create and share files. It also has the ability to make files Available Offline so that they are on your mobile device instead of in the cloud.



Box is integrated with Cloud On which allows you to create Microsoft PowerPoint, Excel and Word files from your iPad. It is tricky to access your Clemson Box account from your iPad. Once you install the app you will want to open the app. The first time you open the app you will want to click the **login tab**. Then click **more login options**. Then enter your Clemson email address. When you proceed to the next step it will bring up the Clemson authentication page.