



You Are Invited...



The library wide Holiday Celebration will be held on Tuesday, December 18th at 12:00pm on the 6th floor. Sign up lists are being routed for covered dishes. Turkey, ham, and dressing will be provided. There will be fun, food, and even a game this year! Hope to see you there!



News From the Mailroom

During the HVAC project, the mail room and/or binding room will remain open.

We will do our best to staff the mailroom with students and/or Receiving staff from 8:00 until 4:00. Please understand that we are short staffed at this time and the Receiving staff are on Level 1, so please be patient.

The mailroom will be closed from December 24th through January 1st.

We've also had some questions about supplies that have been ordered but not yet received. In Tammy's absence, any supplies that are received will be in the mailroom. Receiving will place an orange slip in your mailbox to indicate that you have received supplies, just as they do for packages you receive through the mail.

Please let Teresa McCoy or Gail Julian know of problems or concerns.




Happy Birthday To YOU!!! Happy Birthday To YOU!!!

Susan Long	December 2nd
Vickie Gibbs	December 5th
Lori Mullinix	December 8th
Linda Ferry	December 11th
Victoria Hamilton	December 11th
Bobby Hollandsworth	December 14th
Carrie Price	December 15th
Teresa McCoy	December 19th
Fredda Owens	December 24th
Chris Chapman	December 27th
Chris Nixon	December 29th
Shirley Hendricks	January 10th
Alan Burns	January 11th



In Touch at the Movies (long distance via roving reporter Keith Good)**Enchanted**

Starring: Amy Adams, Patrick Dempsey, James Marsden, Timothy Spall and Susan Sarandon; **Director:** Kevin Lima; **Runtime:** 107 Min.; **Rated:** PG



"Enchanted" is the latest Fairy Tale Potpourri Film, where Disney conventions are turned upside-down. What lifts "Enchanted" from the mires of contemporaries such as "Happily N'Ever After" and "Shrek the Third" is "Enchanted" (a Disney offering), leaves in tact the sweetness at the core of the classic fairy tales, making the movie enjoyable both in its comedy and in its heart.

The plot follows Giselle (Oscar-nominated Amy Adams) displaced princess-to-be of the animated Andalasia. En route to her wedding to Prince Edward (James Marsden), she is exiled into real-world New York by evil Queen Narissa (Oscar-winner Susan Sarandon). Once in the Big Apple, she falls into the arms of single-father Robert (Patrick Dempsey), a divorce lawyer disgusted by her perpetual glass-half-full attitude. From that basic setup, the story rumbles to a predictable but nonetheless entertaining conclusion, filled with valiant princes, songs, sneering sidekicks, animated animals and, of course, dragons.

As "Enchanted" is made by Disney, the film is free to directly lift music, characters and situations from the animated Disney classics. The world seen through a soap bubble mirrors the classic "Cinderella," while costuming and set design at the climax are almost an exact copy of "Beauty and the Beast." The acting is wonderful, from Adams' sugary portrayal of Giselle to Sarandon's pure evil Narissa.

"Enchanted" is not so much a parody of the Disney Classics as it is an homage. It is everything a good Disney film should be: sweet and funny with heart and a dash of adventure, the best offering from the Mickey Mouse Company since "Beauty and the Beast." With Pixar's minds now at the helm, perhaps "Enchanted" is a portent of the good things to come from Disney. It gets four paws out of five; worth the price of admission and perfect for a date or movie night with the kids.

Rating (out of 5): 

The Group: The Communication Implementation Team

The Members: Scott Dutkiewicz (chair), Denise James (secretary), Kayla Belk, Anne Grant, Candy Herron, Teresa McCoy, Jermichael Patterson, and Ed Rock

The Mission: This team will be responsible for effectively addressing the concerns expressed by library employees to the Communication Task Force (<http://www.lib.clemson.edu/summit2006/taskForces/CommunicationsTaskForceFinalReport.pdf>) to:

- Prioritize the recommendations
- Manage the implementation of the recommendations
- Contact the necessary parties involved for each recommendation
- Set timelines and deadlines for projects and tasks
- Communicate to library employees the outcome of all recommendations
- This team will uphold strict confidentiality and will do its utmost to improve the internal communication of the Clemson University Libraries.

The Team looks forward to working with each library employee and we fully encourage anyone to contact us with any questions or concerns that they may have. Watch for updates on the team's progress in the In Touch.

Christmas Carol Riddles

Can you name the carol described in each riddle???

- **Wanted in December: top forward incisors**
- **The lad is a diminutive percussionist**
- **Sir Lancelot with laryngitis**
- **Decorate the entryways**
- **Boulder of the tinkling metal spheres**
- **Oh, member of the round table with missing areas**
- **The apartment of two psychiatrists**
- **Vehicular homicide was committed on Dad's mom by a precipitous darling**
- **We are Kong, Lear and Nat Cole**
- **Parent was observed osculating a red-coated unshaven teamster**

(Turn to page 6 for the answers!)





Christmas Trivia Quiz

1. What is the shape of the candy cane modeled after?

- A fish hook
- A constellation of stars
- The cane St. Nicholas used
- A Sheppard's crook

2. What was the name of the dog that belonged to the Grinch in Dr. Seuss' book "How the Grinch Stole Christmas"?

- Rudolph
- Toto
- Max
- Cerberus

3. Which star led the Three Kings to Jesus?

- Star of David
- North Star
- Star of Bethlehem
- Angel Star

4. Where did the real St. Nicholas live?

- In Holland
- At the North Pole
- In Turkey
- In Germany

5. Electric Christmas tree lights were first used in what year?

- 1925
- 1700
- 1895
- 1750

(Turn to page 6 for answers!)




Holiday Recipes

Gingerbread Cookies

Submitted by Tabitha Wright

- 1/2 cup (125g) butter or margarine
- 4 tbsp. light corn syrup
- 1/2 cup sugar
- 2 1/4 cups flour
- 3 tbsp. ground ginger
- 1 tsp. baking soda

Warm the butter or margarine, light corn syrup and sugar slightly and beat well. Add flour, ginger and baking soda, mix thoroughly. Roll out to a thickness 1/4" (5cm); cut with gingerbread cookie cutter. Place on a cookie sheet. Bake in a 375 F. oven for about 15 minutes. Cool: and make eyes, mouth and buttons with small amounts of colored icing.



Turtles

INGREDIENTS

- 20 small mini pretzels
- 20 chocolate covered caramel candies (Rollo's)
- 20 pecan halves

DIRECTIONS

- Preheat oven to 300 degrees F (150 degrees C).
- Arrange the pretzels in a single layer on a parchment lined cookie sheet.
- Place one chocolate covered caramel candy on each pretzel.
- Bake for 4 minutes. While the candy is warm, press a pecan half onto each candy covered pretzel.
- Cool completely before storing in an airtight container.



Oreo Cookie Dessert

- 1 (16 oz.) bag Oreo cookies
 - 2 sticks butter (less will work)
 - 1 (8 oz.) pkg. cream cheese
 - 1 lg. container Cool Whip
 - 1 c. powdered sugar
 - 2 pkgs. instant chocolate pudding
- Crush all but 4 Oreo's (use a rolling pin with the Oreo's in a bread bag). Prepare the instant pudding as package directions indicate, and chill in refrigerator. Melt butter; mix with cookies. Mix cream cheese, 1 cup Cool Whip and powdered sugar.
- First Layer: Form cookie/butter mixture into 9x13 inch pan.
- Second Layer: Cream cheese mixture.
- Third Layer: Chocolate pudding.
- Fourth Layer: Whip cream (add this layer just before serving).
- Crumble remaining 4 Oreo cookies on the top of the whipped cream.



Velma's Crispy Pound cake

- 3 cups plain flour, sifted
- 3 cups sugar
- 1 1/2 cups shortening (e.g. Crisco)
- 9 eggs
- 1 1/2 teaspoons Lemon or Almond flavoring

- Preheat oven to 300 degrees. Sift flour before measuring. Combine 3 cups of sifted flour with measured sugar and sift again. Pour mixture into a large mixing bowl. Add shortening, eggs and flavoring of choice. Mix on medium speed for 15 minutes. Pour batter into a greased and floured tube pan. Bake at 300 degrees for 1 hour and 25 minutes. Allow to cool in pan for 5 minutes before turning out onto plate.



This recipe was found at www.southernedition.com, in an article about the famous Loveless Café in Nashville, Tennessee. You can find a few more recipes there that sound quite tasty! Check it out!

Loveless Pecan Pie

- 1 cup light corn syrup
- 1/2 cup brown sugar
- 3 eggs
- 1 teaspoon pure vanilla extract
- 1/4 teaspoon ground cinnamon
- 2 ounces unsalted butter, melted
- 1 1/4 cups pecan pieces
- 1 10-inch pie crust

Mix first six ingredients together with wire whisk until smooth. Place pecans in pie shell. Pour custard mix over nuts and bake at 375 degrees for 30 minutes or until filling puffs and rises above the edges of the pie shell. Carefully remove pie from oven and let cool completely before serving.





Congratulations go out to Kabe Moss from Java City! She was the recent Employee of the Month from all of the area ARA sites. The award was recently presented to her at work during a surprise visit from ARA management. The award also comes with a \$250.00 bonus! Congratulations Kabe! (So Kabe, is the next round of coffee on you???)



Sometimes the Best Presents Are Free!

Recently, while pondering over what to get her daughter for Christmas, Janice Prater came up with an excellent idea. Janice's daughter, Savannah, is a huge Clemson soccer fan. And she's an even bigger fan of Nuria Zufia. So she contacted Clemson women's soccer player Nuria to ask if she might get an autographed picture. But Janice got so much more than she bargained for! Nuria was actually glad to help out and recently paid Janice a visit here at the library. She brought pictures and posters for Savannah and Janice snapped a picture while she was signing Savannah's shirt!



Janice says that Nuria was very nice and gracious, and so personable. This Christmas is definitely going to be a happy one for Savannah! Nuria also plans to meet Savannah in person and play some one on one soccer! Now THAT's a great gift from Santa!



Nuria Zufia signing a Clemson shirt for Janice Prater's daughter.

Fantasy Fudge

Yes, this is the original Fantasy Fudge recipe from the back of the Kraft Marshmallow Creme jar. We'll never know why they changed the recipe on us, but we've preserved the recipe for you right here.



- 3 cups sugar
- 3/4 cup margarine
- 2/3 cup evaporated milk
- 1 12-oz. (340 g) package semi-sweet chocolate chips
- 1 7-oz. (198 g) jar Kraft Marshmallow creme
- 1 cup chopped nuts
- 1 tablespoon vanilla

Traditional method:

Combine sugar, margarine and milk in heavy 2-1/2 quart saucepan; bring to full rolling boil, stirring constantly. Continue boiling 5 minutes over medium heat, stirring. Remove from heat, stir in chocolate till melted. Add marshmallow creme, nuts & vanilla beat till blended. Pour into greased 13 x 9-inch baking pan. Let cool and cut into 1-inch squares.

Microwave method:

Microwave margarine in 4-quart microwave-safe bowl on HIGH (100%) 1 minute or until melted. Add sugar and milk; mix well. Microwave on HIGH 5 minutes or until mixture begins to boil, stirring after 3 minutes. Mix well; scrape bowl. Continue microwaving on HIGH 5-1/2 minutes; stir after 3 minutes. Stir in chips until melted. Add remaining ingredients; mix well. Pour into greased 13 x 9-inch baking pan. Cool at room temperature; cut into squares. Makes 3 pounds.

Note: Can be made in a smaller pan for thicker squares (yield will be reduced).

Most Memorable Santa Gifts

Lita Davis – 5years, I received a light blue Easy Bake oven that I decided to take apart to find out where the heat was coming from to bake the cake. Luckily my Dad was able to put it back together ... (and lucky for us she's still bakes today!)



Lori Mullinix – 4years, My pony named Daisy was my most memorable Santa gift. I was very excited about her until she threw me overboard one afternoon!

Robin Chambers – 15years, My most memorable gift was a Moped!

Rosanne Maw – 6years, A wooden walking doll that I still have in my attic was my most memorable Santa gift.

Sherry Volrath – My most memorable Santa gift was the one orange I got in my stocking when I was 3 years old. It is all I got in my stocking that year.

Camille Cooper - One year I got a silver-sequined crown and a magic wand with a star tip that lit up. My older sister confessed years later that she was horribly jealous of me that year.

Anne Grant - Every Christmas, my dad would get out his prized collection of model trains that he had owned since he was a little boy and we would set them up and play with them. My brother and I spent hours building train stations and houses. The set also came with little people that you could move around and make-believe that they were riding the trains. When I was about 7 somehow I got it into my head that I wanted a pink train engine, but the trains that fit the track were no longer made (much less in pink!). Well, when I woke up that Christmas morning, there, under the tree riding around in circles was a pink train engine... it had been carefully painted and detailed. I will never forget that little pink engine and the love that it took to paint over a valuable collectable that was so close to his heart.

Jermichael Patterson - Atari Game System w/Pac-Man

Michael Kohl - My most memorable Santa gift came when I was about four years old. The Jewel Tea Salesman visited our house (yes sales men used to do house calls) in late November and my mother purchased a teddy bear for me—being an inquisitive kid I saw it and made such a fuss that Santa arrived early that year. I think I may still have it stashed away somewhere.

Fredda Owens - I'm not so sure it's the most memorable, but it was a tradition that every year in our stocking, along with a small gift or two, my sister and I received fruit, nuts and peppermints. Then we'd spend the whole Christmas day on the front porch with a hammer cracking walnuts and brazil nuts. You would have thought that it was something very special. But I guess to us it was. Even today, I can't walk by walnuts in the grocery store without thinking back to those memorable times.

Suzanne Rook Schilf - My most memorable gift was a dollhouse my mom and sisters made for me. It was decorated beautifully and my mom handmade all the curtains, bedding, and rugs.

Tabitha Wright – One of my most memorable Christmases was when I got my dual cassette player, I was in the 8th grade. I still have it to this day!



Teri Alexander - I have to say that my baby sister Alison was the best Christmas present ever – born on Dec. 26, 1963. What they say about not appreciating things while we have them is true. Now that Alison is gone, I am so mindful of her and the positive life she lived. Growing up, my sister Deena and I gave her fits. She was the youngest of us three and our ages were like stair steps. We were older and wiser, so when we played school, we were the teachers and Alison was the student who couldn't read. I miss her so but will always remember and love her dearly. She was the best present I ever received even though perhaps at age 3, I didn't know it.

TEST TO SEE IF YOU'RE A GRINCH




1. You reuse last year's Christmas cards and send them out under your own name. (5 points)
2. You steal light bulbs from your neighbor's outdoor display to replenish your own supply. (5 points; 10 if neighbor's whole light sets or lighted Santa goes out)
3. You have dressed a dog or cat as Santa Claus, elf helper, or reindeer. (10 points for each; if you dressed an endangered species, 5 extra points)
4. You put out last year's stale candy canes for children. (1 point for each piece of sticky candy; if you also put out a chocolate or marzipan Santa, add 10 points)
5. You enclose a shoddy and inferior gift from Target, Wal-Mart, or K-Mart in a Bloomingdale's or other prestige store's box to impress your friends. (5 points for each infraction)
6. You make collect long distance phone calls to your family on Christmas day (5 points; 10 if from a cell phone claiming you are stuck in a phone booth)
7. At the office Christmas party, you horde huge stock-piles of goodies for later consumption at home. (5 points; 15 points if you use this stuff for your own party)
8. You steal the wreath from a parked car to use on your own. (Southern California & Florida only, others ignore: 5 points)
9. After an invitation to a friend's house, you bring a commercially-produced fruitcake and try to pass it off as homemade. (5 points; 15 points if the fruitcake is from last year)
10. Taking toys from the Toys-for-Tots collection bins is a definite no-no. (20 points)

Evaluate your score on the "Grinch Scale" from 20 to 100:
 20-30: You're just a cheese ball.
 30-50: You're an apprentice in Yuletide larceny and are probably wanted for overdue parking tickets.
 50-100: Grinch, move over!

Fun Holiday Facts!

- Alabama was the first state to recognize Christmas as an official holiday. This tradition began in 1836.
- Christmas became a national holiday in America on June, 26, 1870.
- "Hot cockles" was a popular game at Christmas in medieval times. It was a game in which the other players took turns striking the blindfolded player, who had to guess the name of the person delivering each blow. "Hot cockles" was still a Christmas pastime until the Victorian era.
- A traditional Christmas dinner in early England was the head of a pig prepared with mustard. (Yeah, Aunt Martha's fruit cake doesn't sound so bad now, does it?)
- Before settling on the name of Tiny Tim for his character in "A Christmas Carol," three other alliterative names were considered by Charles Dickens. They were Little Larry, Puny Pete, and Small Sam.
- Christmas trees are edible. Many parts of pines, spruces, and firs can be eaten. The needles are a good source of vitamin C. Pine nuts, or pine cones, are also a good source of nutrition. (mmmm.....fruitcake.)
- "Jingle Bells" was first written for Thanksgiving and then became one of the most popular Christmas songs.
- If you received all of the gifts in the song "The Twelve Days of Christmas", you would receive 364 presents.
- In Mexico, wearing red underwear on New Year's Eve is said to bring new love in the upcoming year. (IT is going to survey just how many of you tried this one out!)



Trivia Answers to the Christmas Quiz

1. d
2. c
3. c
4. c
5. c



Answers to the Christmas Carol Riddles

- All I Want For Christmas Is My Two Front Teeth
- Little Drummer Boy
- Silent Night
- Deck the Halls
- Jingle Bell Rock
- Oh Holy Night
- The Nutcracker Suite
- Grandma Got Run Over By a Reindeer
- We Three Kings
- I saw Mommy Kissing Santa Claus



Editor:
 Freda Owens
Assistant Editors
 Sherry Volrath & Lori Mullinix

Welcome Lori!