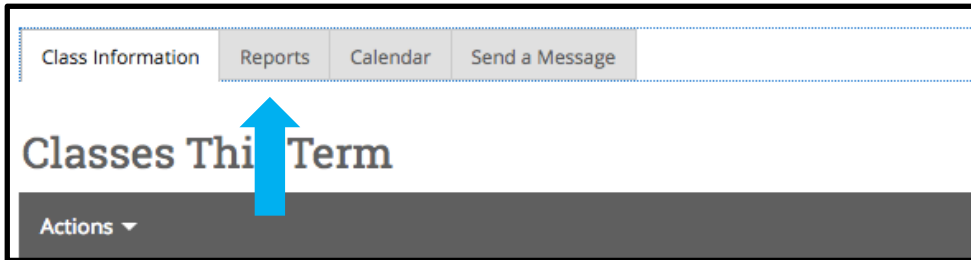


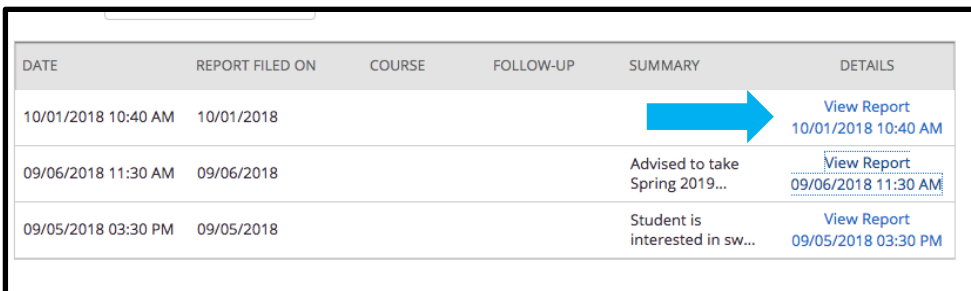
CU Navigate Training | Student Role

Accessing reports and notes

To view your advising report [Click Here](#) or copy and paste into your browser <https://clemons.campus.eab.com/>



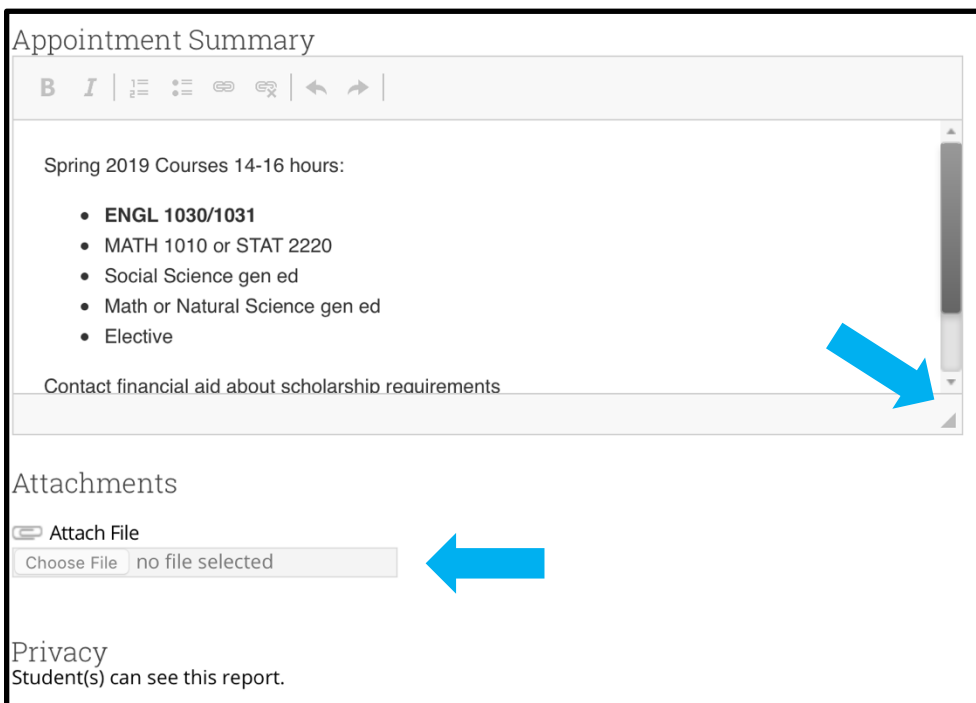
Choose Reports



DATE	REPORT FILED ON	COURSE	FOLLOW-UP	SUMMARY	DETAILS
10/01/2018 10:40 AM	10/01/2018				View Report 10/01/2018 10:40 AM
09/06/2018 11:30 AM	09/06/2018			Advised to take Spring 2019...	View Report 09/06/2018 11:30 AM
09/05/2018 03:30 PM	09/05/2018			Student is interested in sw...	View Report 09/05/2018 03:30 PM

A screenshot of a table listing reports. The table has columns for DATE, REPORT FILED ON, COURSE, FOLLOW-UP, SUMMARY, and DETAILS. A blue arrow points to the 'View Report' link in the DETAILS column of the first row.

Choose the report you want to view



Appointment Summary

Spring 2019 Courses 14-16 hours:

- ENGL 1030/1031
- MATH 1010 or STAT 2220
- Social Science gen ed
- Math or Natural Science gen ed
- Elective

Contact financial aid about scholarship requirements

Attachments

Attach File

Choose File | no file selected

Privacy

Student(s) can see this report.

A screenshot of an appointment summary page. It includes a rich text editor at the top, a list of courses, a contact instruction, an attachments section with a file upload button, and a privacy notice. A blue arrow points to the scroll bar on the right side of the text area, and another blue arrow points to the 'Attach File' button.

Scroll or Use the expander to view the whole report

View any attachments