

Research and Sponsored Programs

Year ended June 30, 2020

Office of Research
clemson.edu/research
864-656-2424





Clemson University
Research and Sponsored Programs
Annual Research Report

Table of Contents

I. Expenditures		
	Total Expenditures Five Year Trend Chart (NSF HERD)	3
	Total Expenditures By Source of Funds FY2019 (NSF HERD)	3
	Expenditures Five Year Trend Chart (Funds 20, 19 and 82)	4
	2020 Expenditures Table (Funds 20, 19 and 82)	4
II. Awards		
	Sponsored Research Awards Five Year Trend Chart	5
	2020 Awards by Organization Chart	5
	2019 and 2020 Awards Comparison Organization	6
	2019 and 2020 Awards Comparison Table	6
	2020 Sponsored Research Awards Summary Organization Table	7
	2020 Awards Five Year Comparison Table	7
	2020 Sponsored Research Awards By College, Department Table	8
	2020 Sponsored Research Awards By Program Type Chart	11
	2020 Awards By Funding Source Chart	11
	2019 and 2020 Sponsored Research Awards Fund Source Chart	12
	2020 Federal Awards By Funding Source Chart	12
	2020 Research Awards By Sponsor Table	13
III. Submissions		
	Submissions Counts Six Year Comparison Chart	21
	2019 and 2020 Submissions Counts By Organizational Unit Chart	21
IV. Appendix		
	2020 Awards By College, Unit and Investigator Table	22

On the cover:

Top Left: Ragweed pollen

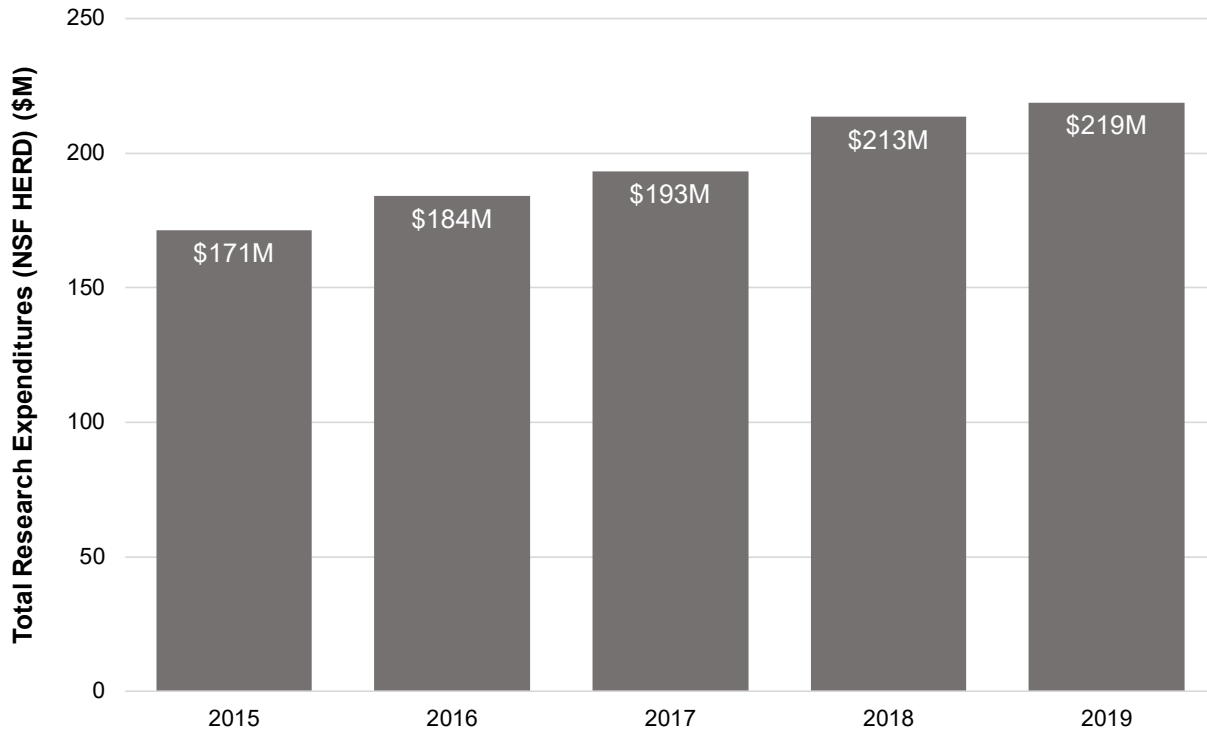
Top Right: Stomata, the pores on the leaf surface through which gases pass across. Stomata allow atmospheric carbon dioxide into the leaf and molecular oxygen out.

Bottom Left: Hairs on a fruit fly

Bottom Right: Red blood cell

Summary of Expenditures

Clemson University NSF HERD - Total Expenditures Five Year Trend

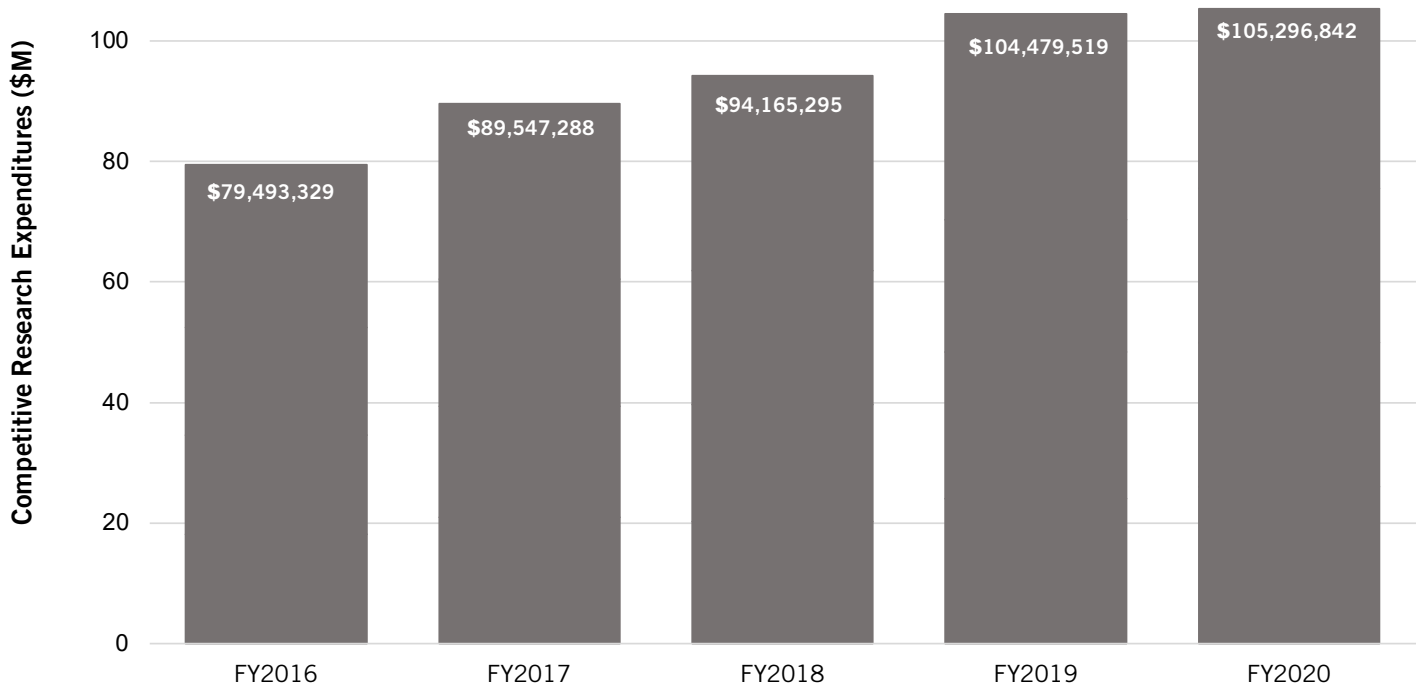


Clemson University NSF HERD - Total Expenditures Fiscal Year 2019

Clemson University Total Expenditures (NSF HERD)	FY2019 Total
Federal	\$ 81,080,000
State & Local	\$ 24,259,000
Institutional	\$ 87,791,000
Business	\$ 18,812,000
Nonprofit	\$ 6,643,000
All Other	\$ 175,000
Total	\$ 218,760,000

Summary of Expenditures

Clemson University Expenditures (Funds 20, 19 and 82) Five Year Trend

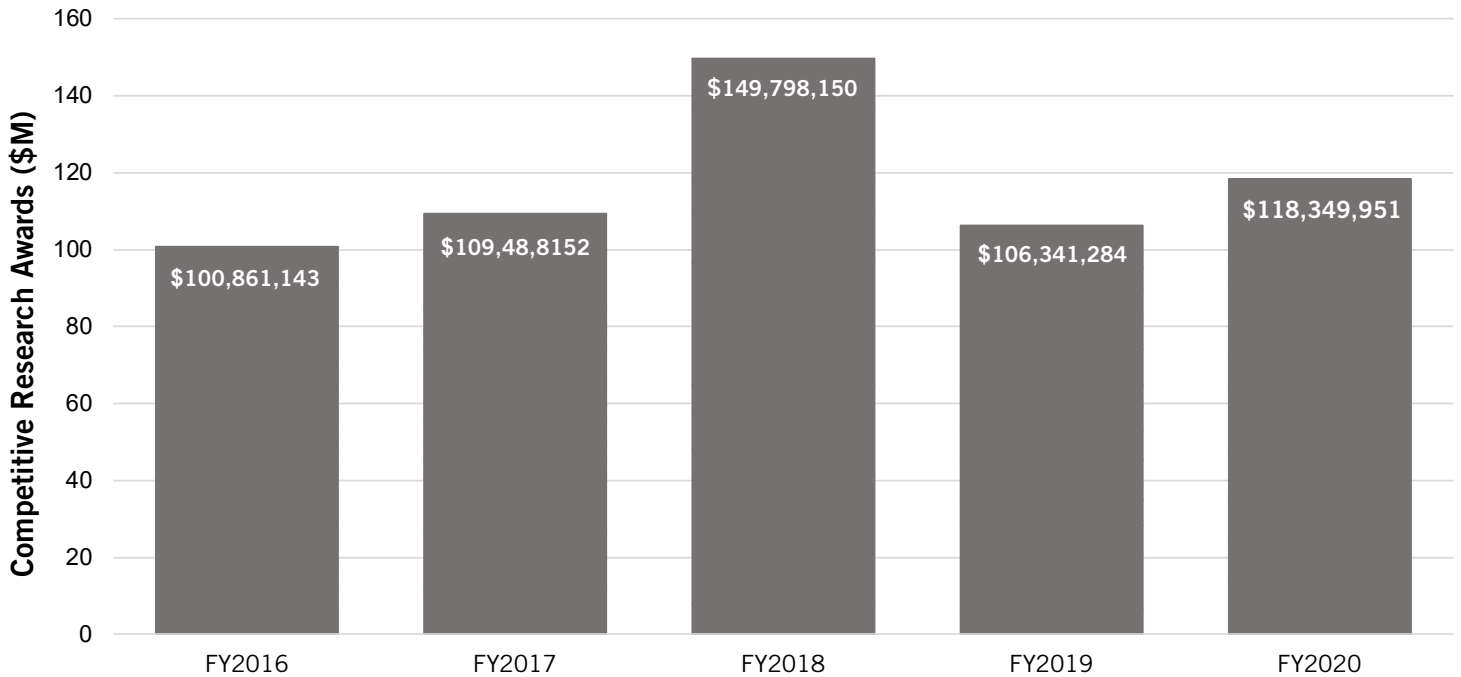


Clemson University Fiscal Year 2020 Expenditures (Funds 20, 19 and 82)

College/Business Unit	FY 2020 Expenditures
College of Agriculture, Forestry and Life Sciences	\$16,355,139
College of Architecture, Arts and Humanities	\$1,590,507
College of Behavioral, Social and Health Sciences	\$6,665,367
College of Business	\$748,012
College of Education	\$2,387,121
College of Engineering, Computing and Applied Sciences	\$46,352,607
College of Science	\$17,284,345
Clemson Computing and Information Technology	\$71,388
Vice President for Research and Interdisciplinary Institutes	\$9,507,042
All Other	\$4,335,316
Sponsored Research Expenditures	\$105,296,842

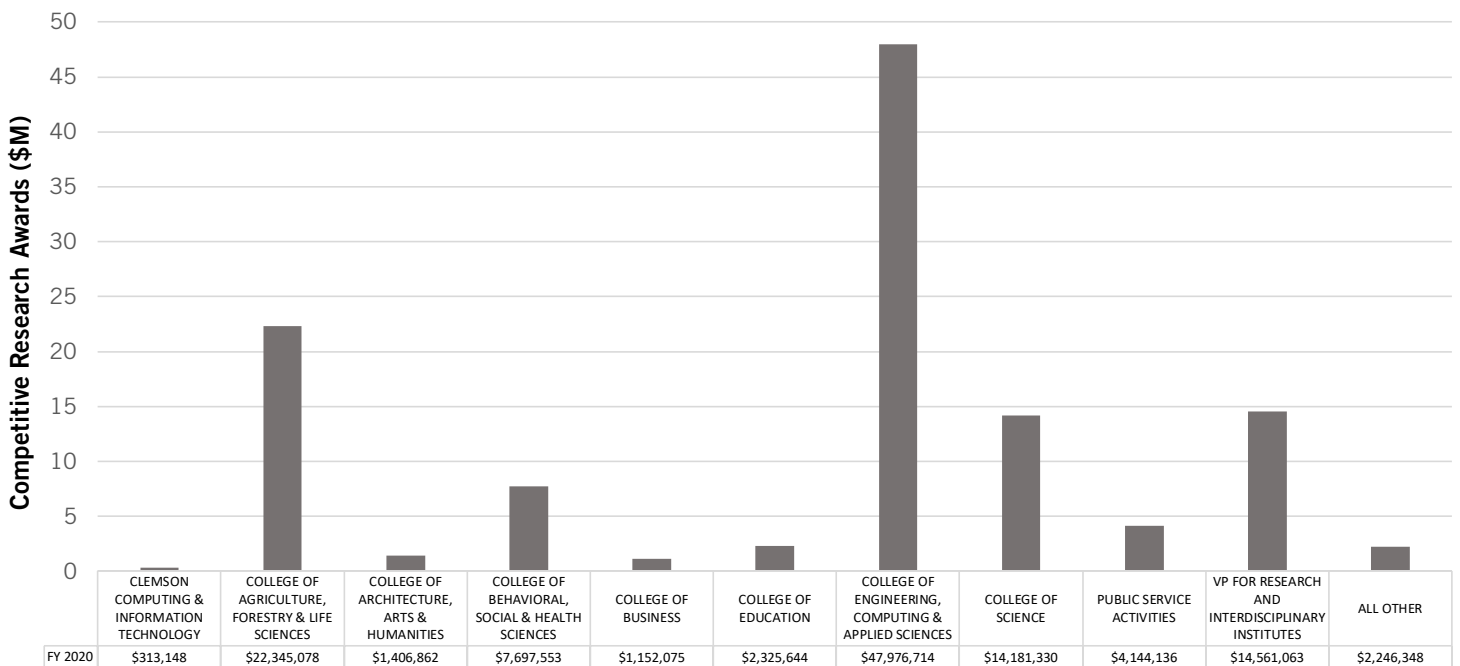
Summary of Awards

Clemson University Sponsored Research Awards Five Year Trend



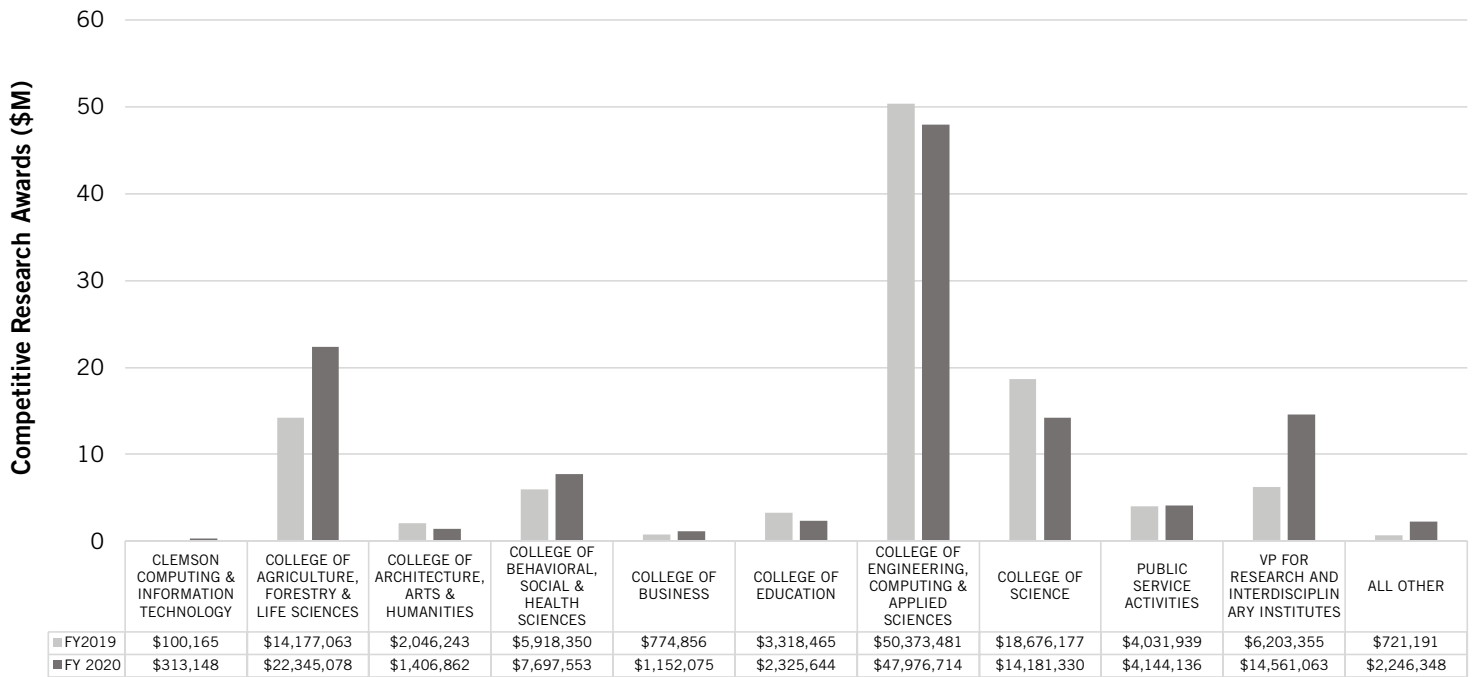
FY19 includes two large awards totaling \$33M

Clemson University Fiscal Year 2020 Awards by Organization



Summary of Awards

Clemson University Sponsored Research Awards Comparison



FY19 includes two large awards totaling \$33M

Clemson University Fiscal Years 2019 and 2020 Awards Comparison

College/Business Unit	FY 2019 Awards	FY 2020 Awards
College of Agriculture, Forestry and Life Sciences	\$14,177,063	\$22,345,078
College of Architecture, Arts and Humanities	\$2,046,243	\$1,406,862
College of Behavioral, Social and Health Sciences	\$5,918,350	\$7,697,553
College of Business	\$774,856	\$1,152,075
College of Education	\$3,318,465	\$2,325,644
College of Engineering, Computing and Applied Sciences	\$50,373,481	\$47,976,714
College of Science	\$18,676,177	\$14,181,330
Clemson Computing and Information Technology	\$100,165	\$313,148
Vice President for Research and Interdisciplinary Institutes	\$6,203,355	\$14,561,063
All Other	\$721,191	\$2,246,348
Competitive Research Awards	\$106,341,285	\$118,349,951

Summary of Awards

Clemson University Fiscal Year 2020 Sponsored Research Awards Summary

College/Business Unit	FY20 Direct	FY20 Indirect	FY20 Total
College of Agriculture, Forestry and Life Sciences	\$19,546,258	\$2,798,820	\$22,345,078
College of Architecture, Arts and Humanities	\$1,189,639	\$217,223	\$1,406,862
College of Behavioral, Social and Health Sciences	\$6,508,347	\$1,189,206	\$7,697,553
College of Business	\$1,076,351	\$75,724	\$1,152,075
College of Education	\$2,078,530	\$247,114	\$2,325,644
College of Engineering, Computing and Applied Sciences	\$38,432,839	\$9,543,875	\$47,976,714
College of Science	\$10,808,280	\$3,373,051	\$14,181,330
Clemson Computing and Information Technology	\$313,148	\$ -	\$313,148
Vice President for Research and Interdisciplinary Institutes	\$12,552,975	\$2,008,088	\$14,561,063
All Other	\$1,719,379	\$526,970	\$2,243,401
Competitive Research Awards	\$97,600,510	\$20,749,441	\$118,349,951

Clemson University Fiscal Year 2020 Awards Five Year Comparison

	FY2016	FY2017	FY2018	FY2019	FY2020
College of Agriculture, Forestry & Life Sciences	\$ 8,619,438	\$ 10,898,288	\$ 13,902,433	\$ 14,177,063	\$ 22,345,078
College of Architecture, Arts & Humanities	\$ 1,400,972	\$ 1,519,688	\$ 1,887,224	\$ 2,046,243	\$ 1,406,862
College of Behavioral, Social & Health Sciences	\$ 5,065,880	\$ 4,564,531	\$ 8,136,917	\$ 5,918,350	\$ 7,697,553
College of Business	\$ 783,916	\$ 1,179,733	\$ 113,107	\$ 774,856	\$ 1,152,075
College of Education	\$ 2,945,717	\$ 2,774,422	\$ 4,535,438	\$ 3,318,465	\$ 2,325,644
College of Engineering, Computing & Applied Sciences	\$ 45,535,064	\$ 54,000,082	\$ 80,832,074	\$ 50,373,481	\$ 47,976,714
Public Service Activities	\$ 12,965,629	\$ 7,908,591	\$ 6,575,012	\$ 4,031,939	\$ 4,144,136
College of Science	\$ 15,605,625	\$ 19,899,415	\$ 14,690,280	\$ 18,676,177	\$ 14,181,330
Clemson Computing & Information Technology	\$ 819,396	\$ 477,594	\$ 1,340,010	\$ 100,165	\$ 313,148
VP for Research & Interdisciplinary Institutes	\$ 5,139,315	\$ 5,030,743	\$ 15,064,289	\$ 6,203,354	\$ 14,561,063
All Other	\$ 1,980,188	\$ 1,235,065	\$ 1,721,366	\$ 721,191	\$ 2,246,348
TOTAL	\$ 100,861,140	\$ 109,488,152	\$ 148,798,150	\$ 106,341,284	\$ 118,349,951

Summary of Awards

Clemson University Fiscal Year 2020 Sponsored Research Awards By College, Department

CLEMSON COMPUTING & INFORMATION TECHNOLOGY

Department	Direct	Indirect	Total
CCIT Research Support	\$ 156,574	\$ -	\$ 156,574
Computer Systems and Operation	\$ 156,574	\$ -	\$ 156,574
	\$ 313,148	\$ -	\$ 313,148

CLEMSON UNIVERSITY RESEARCH FOUNDATION (CURF)

Clemson Univ Research Fdn	\$ 2,948	\$ -	\$ 2,948
	\$ 2,948	\$ -	\$ 2,948

COLLEGE OF AGRICULTURE, FORESTRY & LIFE SCIENCES

4H Youth Development	\$ 317,784	\$ 51,293	\$ 369,077
Advanced Plant Technology	\$ 3,564,953	\$ 623,269	\$ 4,188,222
Agricultural Sciences	\$ 697,920	\$ 212,532	\$ 910,452
Anderson	\$ 4,021	\$ -	\$ 4,021
Animal & Veterinary Sciences	\$ 665,482	\$ 215,727	\$ 881,209
Bamberg	\$ 1,000	\$ -	\$ 1,000
Baruch Institute	\$ 574,629	\$ 61,689	\$ 636,318
CAFLS Associate Dean for Research	\$ 1,594,122	\$ 153,838	\$ 1,747,960
Charleston	\$ 61,243	\$ 3,062	\$ 64,305
Chester	\$ 18,190	\$ 310	\$ 18,500
Coastal Research & Education Center	\$ 373,137	\$ 141,061	\$ 514,198
Colleton	\$ 5,875	\$ 1,199	\$ 7,073
Darlington	\$ 5,875	\$ 1,199	\$ 7,073
Dorchester	\$ 2,000	\$ -	\$ 2,000
Edgefield	\$ 450	\$ -	\$ 450
Edisto Research & Education Center	\$ 61,586	\$ 4,787	\$ 66,373
Field Operations	\$ 587,752	\$ 42,096	\$ 629,848
Food, Nutrition & Packaging Science	\$ 1,219,044	\$ 207,000	\$ 1,426,044
Forestry & Environmental Conservation	\$ 1,989,946	\$ 217,776	\$ 2,207,722
Greenville	\$ 6,225	\$ -	\$ 6,225
Lexington	\$ 36,819	\$ 8,939	\$ 45,758
Oconee	\$ 877	\$ -	\$ 877
Orangeburg	\$ 76,779	\$ -	\$ 76,779
Pee Dee Research & Education Center	\$ 252,385	\$ 21,592	\$ 273,977
Pickens	\$ 1,565	\$ -	\$ 1,565
Plant & Environmental Sciences	\$ 7,344,643	\$ 817,845	\$ 8,162,487
Sandhill Research & Education Center	\$ 35,247	\$ 7,192	\$ 42,439
Simpson Research	\$ 3,789	\$ 421	\$ 4,210
Spartanburg	\$ 3,550	\$ -	\$ 3,550
T. Ed Garrison Arena	\$ 10,000	\$ -	\$ 10,000
York	\$ 29,373	\$ 5,993	\$ 35,366
	\$ 19,546,258	\$ 2,798,820	\$ 22,345,078

COLLEGE OF ARCHITECTURE, ARTS & HUMANITIES

City Planning & Real Estate Dev	\$ 117,484	\$ 21,059	\$ 138,543
Dean of Architecture, Arts & Humanities	\$ 6,000	\$ -	\$ 6,000
English	\$ 85,389	\$ 7,611	\$ 93,000
Landscape Architecture	\$ 27,131	\$ 5,277	\$ 32,408
Languages	\$ 215,766	\$ 17,261	\$ 233,027
Nieri Dept of Construction Science & Mangmt	\$ 525,114	\$ 147,121	\$ 672,235
Performing Arts	\$ 45,750	\$ -	\$ 45,750
School of Architecture	\$ 167,004	\$ 18,894	\$ 185,898
	\$ 1,189,639	\$ 217,223	\$ 1,406,862

Summary of Awards

Clemson University Fiscal Year 2020 Sponsored Research Awards By College, Department

COLLEGE OF BEHAVIORAL, SOCIAL & HEALTH SCIENCES

CU Institute for Parks	\$ 28,500	\$ -	\$ 28,500
Dean-Beh, Social, & Health Sci	\$ 14,259	\$ 7,370	\$ 21,629
Department of Communication	\$ 133,778	\$ 23,604	\$ 157,381
Institute on Family & Neighborhood Life (IFNL)	\$ 26,549	\$ 3,451	\$ 30,000
JFSC-Academic Support	\$ 316,661	\$ 9,712	\$ 326,374
MPA Program	\$ 17,396	\$ 7,067	\$ 24,464
Parks, Recreation, & Tourism Management	\$ 1,690,521	\$ 316,743	\$ 2,007,264
Policy Studies	\$ 4,970	\$ 2,019	\$ 6,990
Psychology	\$ 776,476	\$ 263,432	\$ 1,039,908
Public Health Sciences	\$ 1,180,628	\$ 199,556	\$ 1,380,184
School of Nursing	\$ 1,026,528	\$ 32,999	\$ 1,059,526
Sociology, Anthropology and Criminal Justice	\$ 920,064	\$ 219,043	\$ 1,139,106
Strom Thurmond Institute	\$ 3,831	\$ -	\$ 3,831
Youth Development Programs	\$ 368,185	\$ 104,212	\$ 472,397
	\$ 6,508,347	\$ 1,189,206	\$ 7,697,553

COLLEGE OF BUSINESS

Dean, Business	\$ 18,427	\$ 5,854	\$ 24,281
Economics	\$ 58,284	\$ 4,309	\$ 62,592
Marketing	\$ 6,750	\$ -	\$ 6,750
Small Business Development Center	\$ 992,890	\$ 65,562	\$ 1,058,452
	\$ 1,076,351	\$ 75,724	\$ 1,152,075

COLLEGE OF EDUCATION

Call Me Mister Program	\$ 316,900	\$ -	\$ 316,900
Dean-College of Education	\$ 900	\$ -	\$ 900
Ed & Org Leadership Dev	\$ 56,421	\$ -	\$ 56,421
Education & Human Dev	\$ 1,085,693	\$ 151,135	\$ 1,236,828
Teaching & Learning	\$ 618,616	\$ 95,979	\$ 714,595
	\$ 2,078,530	\$ 247,114	\$ 2,325,644

COLLEGE OF ENGINEERING, COMPUTING & APPLIED SCIENCES

Bioengineering	\$ 7,871,326	\$ 2,350,425	\$ 10,221,751
Campbell Grad Engr Program	\$ 1,452,304	\$ 364,171	\$ 1,816,475
Chemical & Biomolecular Engineering	\$ 2,513,316	\$ 626,704	\$ 3,140,019
Civil Engineering	\$ 3,041,185	\$ 863,567	\$ 3,904,752
Dean of Engineering & Science	\$ 147,822	\$ 65,057	\$ 212,879
Electrical & Computer Engineering	\$ 12,421,325	\$ 1,968,839	\$ 14,390,164
Engineering & Science Education	\$ 100,670	\$ 33,935	\$ 134,605
Environmental Engineering & Earth Science	\$ 1,480,211	\$ 502,488	\$ 1,982,699
General Engineering	\$ 420,495	\$ 74,505	\$ 495,000
Industrial Engineering	\$ 533,075	\$ 176,167	\$ 709,242
Materials Science & Engineering	\$ 4,257,364	\$ 1,059,772	\$ 5,317,136
Mechanical Engineering	\$ 1,959,753	\$ 621,814	\$ 2,581,566
School of Computing	\$ 2,233,994	\$ 836,433	\$ 3,070,427
	\$ 38,432,839	\$ 9,543,875	\$ 47,976,714

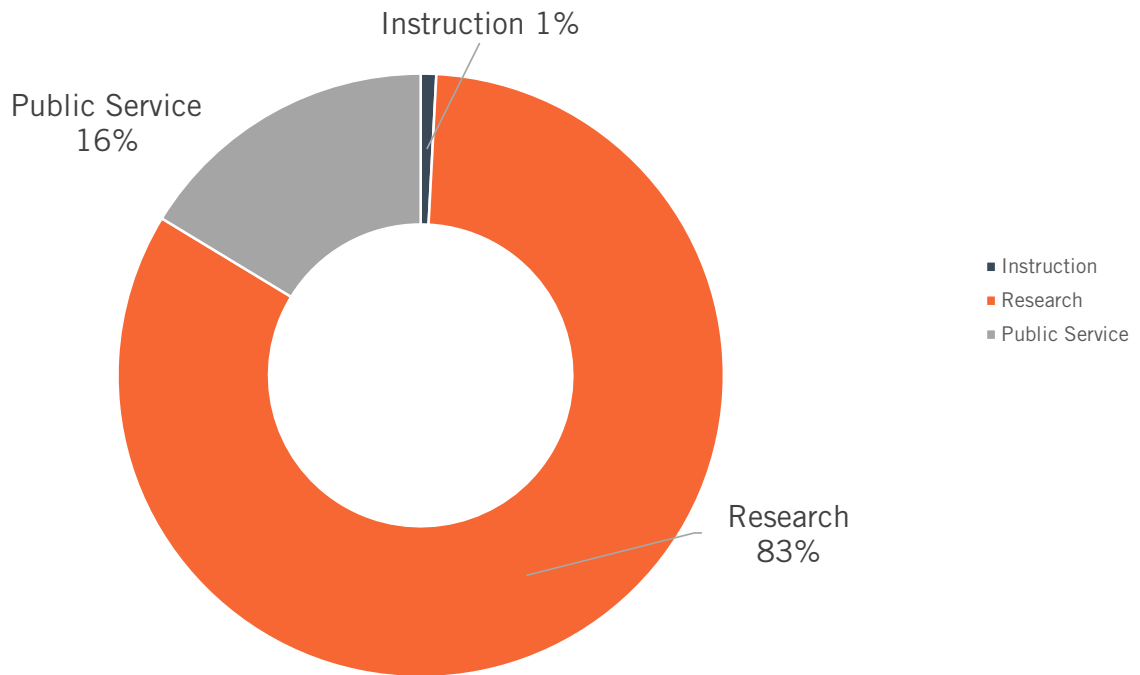
Summary of Awards

Clemson University Fiscal Year 2020 Sponsored Research Awards By College, Department

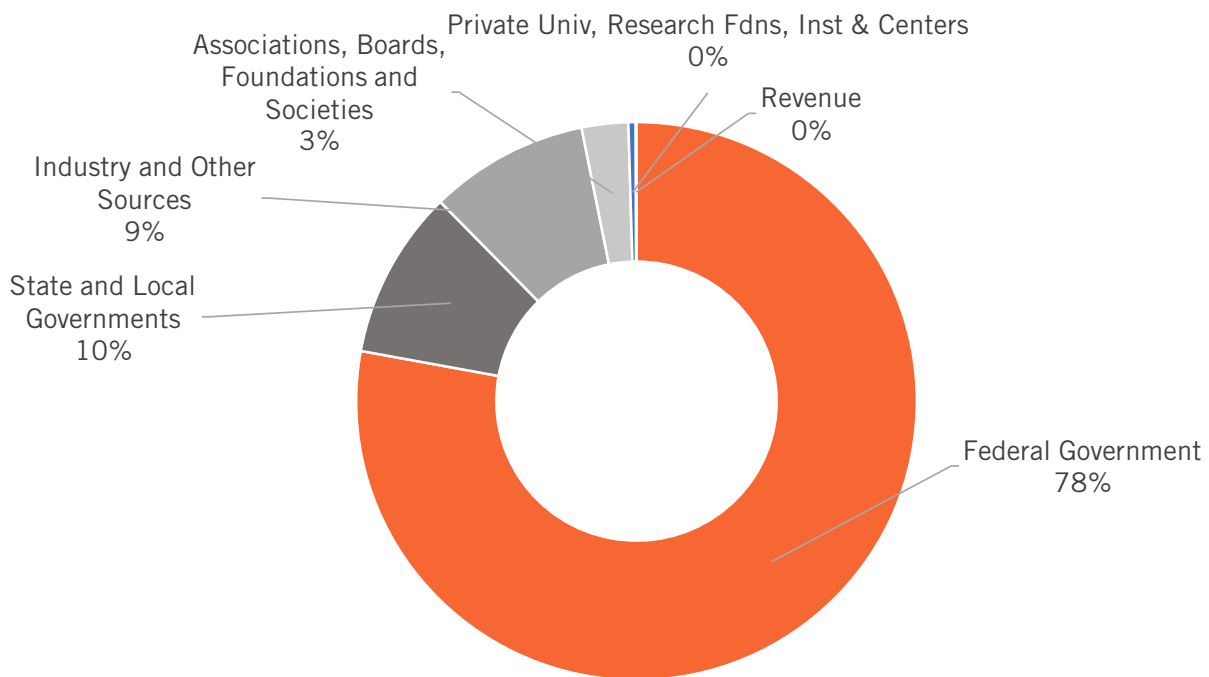
COLLEGE OF SCIENCE			
Biological Sciences	\$ 2,010,639	\$ 628,215	\$ 2,638,854
Chemistry	\$ 893,704	\$ 274,347	\$ 1,168,051
Genetics and Biochemistry	\$ 1,058,732	\$ 480,243	\$ 1,538,975
Mathematical Sciences	\$ 3,974,328	\$ 899,038	\$ 4,873,367
Physics and Astronomy	\$ 2,870,877	\$ 1,091,208	\$ 3,962,085
	\$ 10,808,280	\$ 3,373,051	\$ 14,181,330
OTHER NON-COLLEGE RELATED DEPARTMENTS			
CU Restoration Institute (CURI)	\$ 883,366	\$ 385,426	\$ 1,268,792
Emeritus College	\$ 192,155	\$ 55,151	\$ 247,306
Honors Program	\$ 83,077	\$ 4,309	\$ 87,385
Law Enforcement & Safety	\$ 44,775	\$ 15,224	\$ 59,999
Office of Global Engagement	\$ 34,887	\$ -	\$ 34,887
Office Of Undergraduate Studies	\$ 129,753	\$ 31,738	\$ 161,491
Provost & Vice President for Academic Affairs	\$ 251,401	\$ 25,140	\$ 276,541
Watt Family Innovation Center	\$ 97,017	\$ 9,983	\$ 107,000
	\$ 1,716,431	\$ 526,970	\$ 2,243,401
PUBLIC SERVICE ACTIVITIES			
CU Regulatory Services	\$ 431,366	\$ 99,134	\$ 530,500
Livestock & Poultry Health	\$ 618,433	\$ 61,843	\$ 680,276
LPH/Animal Health Programs	\$ 34,395	\$ 3,148	\$ 37,543
LPH/SCMPID	\$ 1,674,832	\$ 490,171	\$ 2,165,003
Plant Industry	\$ 386,396	\$ 38,639	\$ 425,035
SC Water Resource Center	\$ 131,210	\$ 51,639	\$ 182,849
Wood Utilization & Design Institute	\$ 98,134	\$ 24,796	\$ 122,930
	\$ 3,374,766	\$ 769,370	\$ 4,144,136
VP FOR RESEARCH AND INTERDISCIPLINARY INSTITUTES			
Clemson Light Imaging Facility	\$ 332,782	\$ -	\$ 332,782
CU/GHS Research Collaboration	\$ 1,181,009	\$ 12,392	\$ 1,193,401
VP for Research	\$ 917,337	\$ 5,544	\$ 922,881
Youth Learning Institute	\$ 10,121,848	\$ 1,990,151	\$ 12,111,999
	\$ 12,552,975	\$ 2,008,088	\$ 14,561,063
	\$ 97,600,510	\$ 20,749,441	\$ 118,349,951

Summary of Awards

Clemson University Fiscal Year 2020 Sponsored Research Awards By Program Type

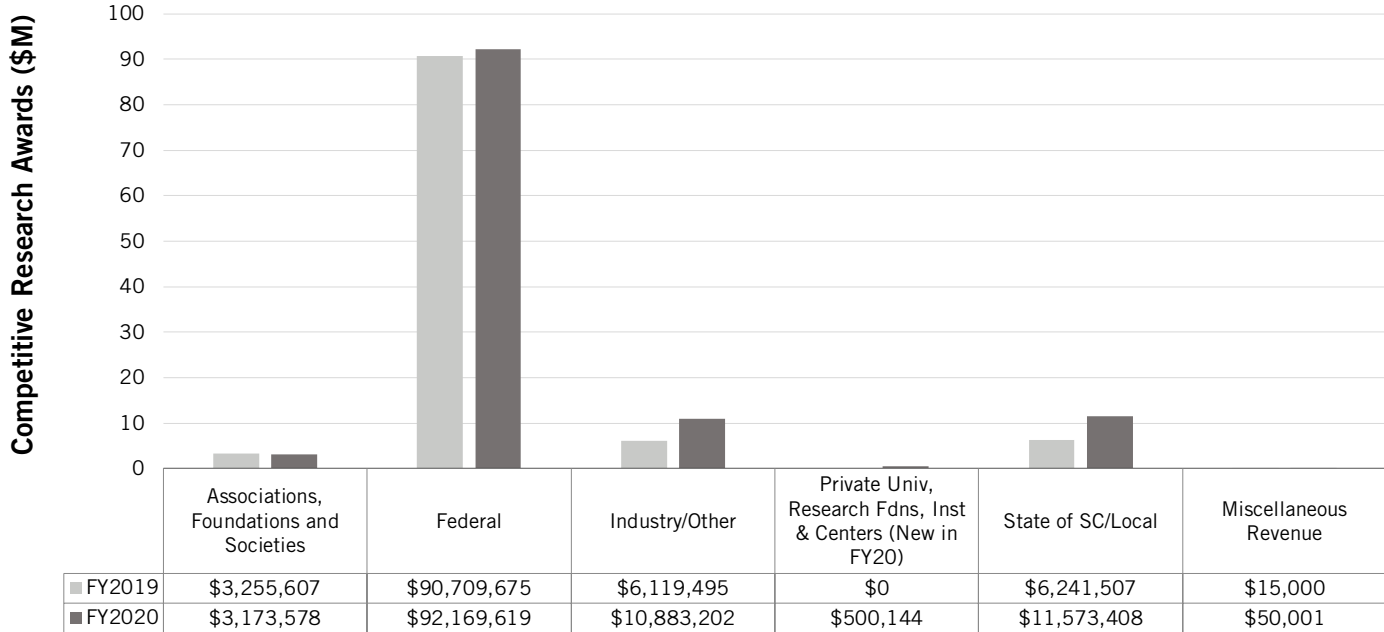


Clemson University Fiscal Year 2020 Awards By Funding Source



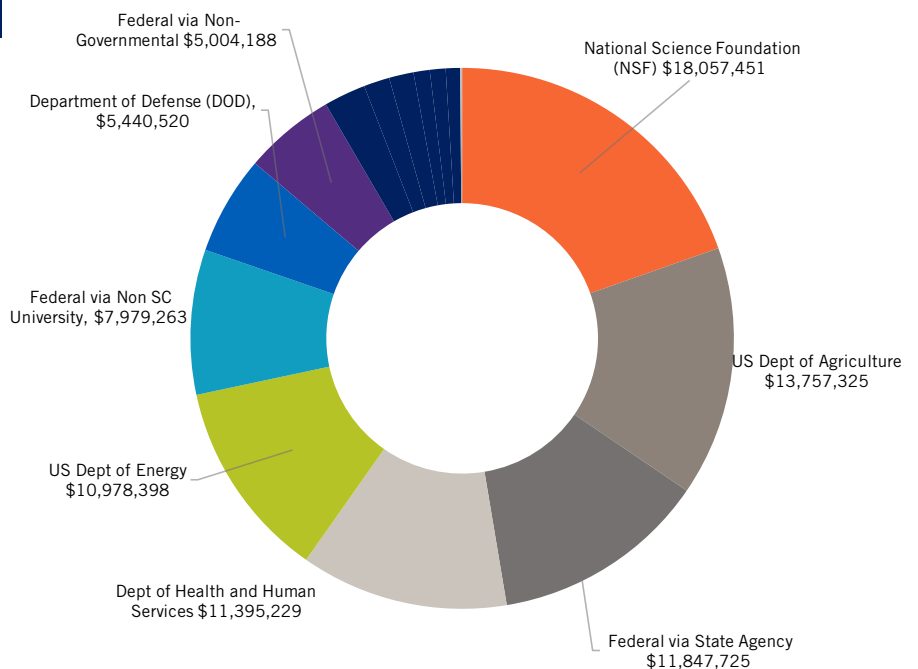
Summary of Awards

Clemson University Fiscal Years 2019 and 2020 Sponsored Research Awards Fund Source



Clemson University Fiscal Year 2020 Federal Awards By Funding Source

Smaller Awarding Agencies	FY20 Awarded
National Aeronautics and Space Administration	\$2,298,121
US Department of Education	\$1,344,808
US Department of Transportation	\$1,420,000
Department of the Interior	\$889,123
Federal: Other	\$864,445
Environmental Protection Agency	\$788,261
US Department of Commerce	\$104,763



Summary of Awards

Clemson University Fiscal Year 2020 Research Awards By Sponsor

Sponsor	Sponsor Direct	Sponsor F&A	Total
Associations, Boards, Foundations and Societies	\$ 2,926,512	\$ 247,066	\$ 3,173,578
Associations, Boards, Foundations and Societies	\$ 2,505,462	\$ 222,278	\$ 2,727,740
American Chestnut Foundation (TACF)	\$ 9,979	\$ -	\$ 9,979
American College Personnel Association (ACPA)	\$ 3,000	\$ -	\$ 3,000
American Floral Endowment	\$ 28,390	\$ -	\$ 28,390
American Heart Association	\$ 70,000	\$ 7,000	\$ 77,000
American Kennel Club (AKC) Canine Health Foundati	\$ 36,296	\$ 1,944	\$ 38,240
American Medical Association Foundation	\$ 41,340	\$ 15,462	\$ 56,802
American Prairie Reserve	\$ 2,436	\$ -	\$ 2,436
AONE Foundation	\$ 6,508	\$ -	\$ 6,508
Association of Teachers of Technical Writing(ATTW)	\$ 3,000	\$ -	\$ 3,000
Beckman (Arnold and Mabel) Foundation	\$ 78,000	\$ -	\$ 78,000
Blue Cross and Blue Shield of South Carolina	\$ 83,248	\$ -	\$ 83,248
Bon Secours St. Francis Health System	\$ 30,038	\$ -	\$ 30,038
Boys and Girls Clubs of America	\$ 19,452	\$ 9,860	\$ 29,312
Charles G. Koch Charitable Foudation, The	\$ 94,979	\$ -	\$ 94,979
Dabo's All In Team Foundation	\$ 63,335	\$ -	\$ 63,335
Duke University (FDP)	\$ 7,929	\$ 793	\$ 8,722
Fats and Proteins Research Foundation, Inc.	\$ 98,376	\$ 8,588	\$ 106,964
Foothills Community Foundation	\$ 70,232	\$ 14,010	\$ 84,242
Greenville Health System (GHS)	\$ 187,100	\$ 8,361	\$ 195,461
Greenwood Genetics Center	\$ 30,489	\$ -	\$ 30,489
Habitat for Humanity of Greenville County SC	\$ 9,750	\$ -	\$ 9,750
Insurance Institute for Business & Home Safety (IBHS)	\$ 13,876	\$ 3,469	\$ 17,345
Irmo Chapin Recreation Commission	\$ 14,750	\$ -	\$ 14,750
Johns Hopkins University	\$ 45,000	\$ 5,000	\$ 50,000
Lutz Foundation, Clarence H and Anna Elizabeth	\$ 15,000	\$ -	\$ 15,000
MidwayUSA Foundation, Inc	\$ 3,486	\$ -	\$ 3,486
NASPA-Student Affairs Admn in Higher Ed	\$ 3,420	\$ -	\$ 3,420
National Concete Masonry Association	\$ 43,039	\$ 4,302	\$ 47,341
National Roofing Contractors Association	\$ 44,237	\$ 4,363	\$ 48,600
Nature Conservancy	\$ 68,888	\$ 6,889	\$ 75,777
Nemours Foundation	\$ 122,868	\$ -	\$ 122,868
New Morning Foundation	\$ 187,153	\$ 7,246	\$ 194,399
North American Society for Trenchless Technology	\$ 3,000	\$ -	\$ 3,000
NRA Foundation, Inc.	\$ 2,100	\$ -	\$ 2,100
OMNOVA Solutions Foundation	\$ 1,190	\$ 310	\$ 1,500
Patient-Centered Outcomes Research Institute (PCORI)	\$ 36,798	\$ 11,224	\$ 48,022
Precast/Prestressed Concrete Institute	\$ 40,000	\$ -	\$ 40,000
Prisma Health	\$ 42,572	\$ -	\$ 42,572
Private Donor	\$ 10,268	\$ 483	\$ 10,751
SAE International	\$ 69,254	\$ 27,805	\$ 97,059
Society of Petroleum Engineers	\$ 5,000	\$ -	\$ 5,000
Southeastern Center for Electrical Engineering Educati	\$ 27,500	\$ -	\$ 27,500
Spencer Foundation	\$ 50,001	\$ -	\$ 50,001

Summary of Awards

Sunshine Lady Foundation, Inc.	\$	249,400	\$	-	\$	249,400
Synchronicity	\$	5,390	\$	736	\$	6,126
The Bee Cause	\$	1,753	\$	-	\$	1,753
The Green Heart Project	\$	15,898	\$	-	\$	15,898
The Hole in the Wall Gang	\$	2,856	\$	143	\$	2,999
Tri-State Turf Research Foundation	\$	5,999	\$	-	\$	5,999
U.S. Endowment for Forests and Communities, Inc.	\$	114,761	\$	-	\$	114,761
United States Institute for Theatre Technology, INC	\$	49,627	\$	-	\$	49,627
United Way of Chester County	\$	2,000	\$	-	\$	2,000
United Way of Greenville County	\$	26,549	\$	3,451	\$	30,000
United Way of the Piedmont	\$	20,000	\$	-	\$	20,000
Vanguard Charitable	\$	49,010	\$	19,783	\$	68,793
Water Research Foundation	\$	138,942	\$	61,056	\$	199,998
Industry and Other Sources	\$	48,395	\$	25,407	\$	73,802
Toyota Motor Corporation	\$	48,395	\$	25,407	\$	73,802
Prisma Health	\$	372,655	\$	(620)	\$	372,036
Greenville Health System (GHS)	\$	(1,180)	\$	(620)	\$	(1,800)
Prisma Health	\$	373,835	\$	-	\$	373,835
Federal Government	\$	73,732,172	\$	18,437,446	\$	92,169,619
Federal via Non SC University	\$	6,096,059	\$	1,883,203	\$	7,979,263
Albert Einstein College of Medicine	\$	22,107	\$	5,748	\$	27,855
Auburn University	\$	112,582	\$	26,255	\$	138,837
Colorado State University (FDP)	\$	35,746	\$	16,166	\$	51,912
Cornell University (FDP)	\$	366,109	\$	150,756	\$	516,865
East Carolina University	\$	96,410	\$	44,816	\$	141,226
Georgia Institute of Technology (FDP)	\$	393,497	\$	184,495	\$	577,992
Iowa State University(ISU)(FDP)	\$	89,182	\$	40,732	\$	129,914
Johns Hopkins University	\$	276,526	\$	38,473	\$	314,998
Kansas State University	\$	47,568	\$	2,127	\$	49,695
Louisiana State University	\$	16,779	\$	3,221	\$	20,000
Louisiana Tech University	\$	22,112	\$	11,609	\$	33,721
Massachusetts Institute of Technology (FDP)	\$	430,928	\$	213,404	\$	644,332
New Mexico State University	\$	81,841	\$	-	\$	81,841
North Carolina Central University	\$	138,105	\$	56,847	\$	194,952
North Carolina State University (FDP)	\$	190,046	\$	75,831	\$	265,877
Northern Arizona University	\$	4,709	\$	2,472	\$	7,181
Ohio State University	\$	94,306	\$	18,158	\$	112,464
Oregon Health & Science University	\$	10,000	\$	5,250	\$	15,250
Pennsylvania State University (FDP)	\$	6,600	\$	574	\$	7,174
Purdue University (FDP)	\$	6,742	\$	3,540	\$	10,282
Research Foundation of SUNY (FDP)	\$	44,128	\$	21,099	\$	65,227
Rice University	\$	62,246	\$	26,879	\$	89,125
Rowan University	\$	163,864	\$	73,445	\$	237,309
State Center Community College District	\$	19,017	\$	9,983	\$	29,000
State University of New York at Stony Brook	\$	50,219	\$	18,219	\$	68,438
Texas A&M University	\$	58,071	\$	-	\$	58,071
Tufts University	\$	4,590	\$	2,410	\$	7,000
University of Alabama (FDP)	\$	58,071	\$	-	\$	58,071

Summary of Awards

University of Alaska Fairbanks	\$	182,799	\$	95,970	\$	278,769
University of Arizona	\$	51,667	\$	20,902	\$	72,569
University of Arkansas	\$	102,008	\$	38,172	\$	140,180
University of California, Davis (FDP)	\$	68,722	\$	33,318	\$	102,040
University of Colorado	\$	50,127	\$	23,188	\$	73,315
University of Connecticut	\$	44,099	\$	16,547	\$	60,646
University of Delaware	\$	26,672	\$	14,003	\$	40,675
University of District of Columbia	\$	15,955	\$	8,376	\$	24,331
University of Florida (FDP)	\$	27,273	\$	2,727	\$	30,000
University of Georgia	\$	736,807	\$	99,267	\$	836,074
University of Illinois at Urbana-Champaign	\$	162,984	\$	69,516	\$	232,500
University of Kentucky (FDP)	\$	12,256	\$	3,186	\$	15,442
University of Maryland	\$	68,000	\$	-	\$	68,000
University of Michigan (FDP)	\$	230,287	\$	92,665	\$	322,952
University of Missouri (FDP)	\$	8,879	\$	4,661	\$	13,540
University of Nebraska - Lincoln (FDP)	\$	150,084	\$	75,042	\$	225,126
University of New Hampshire	\$	147,747	\$	77,567	\$	225,314
University of North Carolina - Chapel Hill (FDP)	\$	122,117	\$	58,313	\$	180,430
University of North Carolina at Charlotte	\$	111,837	\$	52,915	\$	164,752
University of Texas	\$	47,798	\$	25,094	\$	72,892
University of Texas at Austin (FDP)	\$	26,885	\$	14,115	\$	41,000
University of Texas at El Paso	\$	7,407	\$	593	\$	8,000
University of Utah	\$	782,870	\$	-	\$	782,870
University of Virginia	\$	8,678	\$	4,556	\$	13,234
Federal via Non-Governmental	\$	3,896,604	\$	1,107,585	\$	5,004,188
American Physical Society	\$	6,896	\$	3,620	\$	10,516
Applied Engineering Concepts, Inc.	\$	3,935	\$	2,066	\$	6,000
California Institute of Technology (FDP)	\$	13,469	\$	7,071	\$	20,540
Center for Disease Dynamics, Economics & Policy	\$	25,516	\$	13,396	\$	38,912
Center for Produce Safety	\$	154,744	\$	6,438	\$	161,182
CFD Research Corporation	\$	46,466	\$	21,534	\$	68,000
Circa Bioscience	\$	91,629	\$	38,668	\$	130,297
Coastal Carolina University	\$	3,275	\$	-	\$	3,275
Cornerstone Research Group, Inc	\$	29,507	\$	15,493	\$	45,000
CPWR (The Center for Construction Research and Trai	\$	25,842	\$	4,011	\$	29,853
Cummins Inc	\$	90,398	\$	35,861	\$	126,259
Elastrin Therapeutics	\$	75,411	\$	39,591	\$	115,002
Extension Foundation	\$	14,186	\$	3,689	\$	17,875
Fact Forward	\$	15,603	\$	4,057	\$	19,659
Food & Drug Administration	\$	32,364	\$	15,406	\$	47,770
Harvard-Smithsonian Center for Astrophysics	\$	54,038	\$	21,766	\$	75,804
Idaho National Eng Laboratory	\$	100,803	\$	50,747	\$	151,550
Jet Propulsion Laboratory of Caltech	\$	27,736	\$	14,561	\$	42,297
Lawrence Livermore National Labs	\$	115,948	\$	48,985	\$	164,933
Lexington County School District One	\$	15,873	\$	4,127	\$	20,000

Summary of Awards

National 4H Council	\$	183,999	\$	42,009	\$	226,008
National Technology and Engineering Solutions of San	\$	131,054	\$	58,897	\$	189,951
National Writing Project Corporation	\$	510,186	\$	40,677	\$	550,863
Nature Conservancy	\$	46,552	\$	8,464	\$	55,016
Noble (Samuel Roberts) Foundation	\$	71,736	\$	37,661	\$	109,397
NUBAD, LLC	\$	50,194	\$	26,352	\$	76,546
Oak Ridge National Laboratory	\$	27,231	\$	769	\$	28,000
Prisma Health	\$	42,537	\$	3,403	\$	45,940
Purilogics, LLC	\$	56,414	\$	24,899	\$	81,313
Savannah River National Laboratory	\$	180,183	\$	80,818	\$	261,001
Savannah River Nuclear Solutions	\$	795,596	\$	100,667	\$	896,263
SC EPSCOR	\$	60,000	\$	-	\$	60,000
SC Research Authority (SCRA)	\$	184,269	\$	58,538	\$	242,807
Smithsonian Astrophysical Observatory	\$	39,882	\$	20,938	\$	60,820
SoarTech	\$	78,582	\$	35,152	\$	113,734
Solution Spray Technologies, LLC	\$	36,670	\$	13,142	\$	49,812
SRI	\$	11,736	\$	6,162	\$	17,898
Technical Data Analysis, Inc	\$	43,196	\$	16,232	\$	59,428
Tetramer Technologies, LLC	\$	10,492	\$	5,508	\$	16,000
Tissue Testing Technologies LLC	\$	255,656	\$	119,431	\$	375,087
Touchstone Research Laboratory	\$	26,468	\$	11,032	\$	37,500
toXcel	\$	110,332	\$	45,746	\$	156,078
Federal via State Agency	\$	9,555,314	\$	2,177,411	\$	11,732,725
College of Charleston	\$	170,098	\$	55,438	\$	225,536
Medical University of South Carolina (FDP)	\$	309,651	\$	130,776	\$	440,427
SC Dept of Agriculture	\$	241,382	\$	-	\$	241,382
SC Dept of Education	\$	650,384	\$	37,628	\$	688,012
SC Dept of Natural Resources	\$	196,271	\$	-	\$	196,271
SC Dept of Social Services	\$	2,700,774	\$	1,124,863	\$	3,825,637
SC Dept of Transportation	\$	929,804	\$	313,734	\$	1,243,538
SC DHEC	\$	523,260	\$	51,639	\$	574,899
SC DHHS	\$	686,671	\$	233,468	\$	920,139
SC EPSCOR	\$	70,000	\$	-	\$	70,000
SC Sea Grant Consortium	\$	233,228	\$	14,110	\$	247,338
SC Space Grant Consortium	\$	318,836	\$	80,461	\$	399,297
South Carolina Humanities Council	\$	6,000	\$	-	\$	6,000
University of South Carolina	\$	2,420,606	\$	135,294	\$	2,555,900
USDI (US DEPARTMENT OF THE INTERIOR)	\$	98,350	\$	-	\$	98,350
Federal: Other	\$	712,179	\$	152,265	\$	864,445
Centers for Disease Control and Prevention/DHHS	\$	73,021	\$	18,985	\$	92,006
Corporation for National and Community Service	\$	18,404	\$	9,662	\$	28,066
Department of Veterans Affairs	\$	226,570	\$	3,635	\$	230,205
National Endowment for the Humanities	\$	82,389	\$	7,611	\$	90,000
National Security Agency	\$	15,167	\$	-	\$	15,167
US Department of Justice	\$	285,628	\$	112,372	\$	398,001
Veterans Affairs	\$	11,000	\$	-	\$	11,000
National Science Foundation (NSF)	\$	13,888,087	\$	4,169,364	\$	18,057,451
NSF (National Science Foundation)	\$	13,888,087	\$	4,169,364	\$	18,057,451
Department of Defense (DOD)	\$	4,579,604	\$	860,916	\$	5,440,520
Defense Advanced Research Projects Agency	\$	157,284	\$	64,887	\$	222,171
Defense Threat Reduction Agency	\$	236,772	\$	100,968	\$	337,740
Department of Defense	\$	188,673	\$	93,254	\$	281,927
Department of the Navy	\$	481,862	\$	-	\$	481,862

Summary of Awards

Office of Naval Research	\$ 442,735	\$ 101,209	\$ 543,944
US AIR FORCE	\$ 36,590	\$ 13,410	\$ 50,000
US ARMY	\$ 503,193	\$ 152,762	\$ 655,955
US Army Corp of Engineers	\$ 33,700	\$ -	\$ 33,700
US Navy	\$ 2,498,795	\$ 334,427	\$ 2,833,221
Dept of Health and Human Services	\$ 8,622,752	\$ 2,772,477	\$ 11,395,229
Centers for Disease Control and Prevention/DHHS	\$ 96,518	\$ -	\$ 96,518
Health Resources and Services Administration/DHHS	\$ 947,478	\$ 32,834	\$ 980,312
NIH (National Institutes of Health/DHHS)	\$ 7,204,921	\$ 2,682,552	\$ 9,887,472
Substance Abuse & Mental Health Services Administration	\$ 267,474	\$ 3,320	\$ 270,794
University of California	\$ 106,360	\$ 53,772	\$ 160,132
Environmental Protection Agency	\$ 608,136	\$ 180,125	\$ 788,261
EPA (Environmental Protection Agency)	\$ 608,136	\$ 180,125	\$ 788,261
National Aeronautics & Space Administration	\$ 1,691,484	\$ 606,637	\$ 2,298,121
Embry-Riddle Aeronautical University	\$ 258,550	\$ 135,739	\$ 394,289
NASA	\$ 1,316,305	\$ 462,913	\$ 1,779,218
National Aeronautics & Space Administration	\$ 116,629	\$ 7,985	\$ 124,614
State Miscellaneous	\$ 115,000	\$ -	\$ 115,000
SC DHEC	\$ 115,000	\$ -	\$ 115,000
US DEPARTMENT OF EDUCATION	\$ 1,337,803	\$ 7,005	\$ 1,344,808
SC DHEC	\$ 400,000	\$ -	\$ 400,000
US DEPARTMENT OF EDUCATION	\$ 937,803	\$ 7,005	\$ 944,808
US Department of Transportation	\$ 1,174,835	\$ 245,165	\$ 1,420,000
Department of Transportation	\$ 1,174,835	\$ 245,165	\$ 1,420,000
US Dept of Agriculture	\$ 11,755,392	\$ 2,001,933	\$ 13,757,325
USDA (UNITED STATES DEPT OF AGRICULTURE)	\$ 11,668,359	\$ 2,001,933	\$ 13,670,292
USDA Forest Service (FS)	\$ 87,033	\$ -	\$ 87,033
US Dept of Commerce	\$ 83,145	\$ 21,618	\$ 104,763
USDC (UNITED STATES DEPARTMENT OF COMMERCE)	\$ 83,145	\$ 21,618	\$ 104,763
US Dept of Energy	\$ 8,797,928	\$ 2,180,470	\$ 10,978,398
DOE (UNITED STATES DEPARTMENT OF ENERGY)	\$ 8,797,928	\$ 2,180,470	\$ 10,978,398
US Dept of Interior	\$ 817,851	\$ 71,272	\$ 889,123
USDI (US DEPARTMENT OF THE INTERIOR)	\$ 817,851	\$ 71,272	\$ 889,123
Industry and Other Sources	\$ 9,699,463	\$ 1,183,739	\$ 10,883,202
Foreign Not-for-Profit	\$ 20,000	\$ -	\$ 20,000
Embassy of France in the USA	\$ 20,000	\$ -	\$ 20,000
Private Corporations & Firms	\$ 9,679,463	\$ 1,183,739	\$ 10,863,202
Advion, Inc	\$ 36,476	\$ 19,150	\$ 55,626
Affiliated Engineers, Inc	\$ 24,504	\$ 2,450	\$ 26,954
Allison Transmission	\$ 91,748	\$ 35,338	\$ 127,085
Alucent Biomedical Inc	\$ 8,000	\$ 4,200	\$ 12,200
Amazon.com	\$ 59,870	\$ -	\$ 59,870
Ball Horticultural Company	\$ 10,000	\$ -	\$ 10,000
BASF Corporation	\$ 29,436	\$ 7,654	\$ 37,089
Battlefield Farms, Inc	\$ 10,000	\$ -	\$ 10,000
Bayer HealthCare Pharmaceuticals, Inc	\$ 632,127	\$ 294,338	\$ 926,465
Bihl Engineering, LLC	\$ 10,339	\$ 1,410	\$ 11,749
BMW Manufacturing Corporation	\$ 188,521	\$ 72,442	\$ 260,963

Summary of Awards

Boeing	\$	289,049	\$	40,951	\$	330,000
BorgWarner, Inc	\$	62,056	\$	32,579	\$	94,635
Breakthrough Starshot Foundation, LLC	\$	141,357	\$	8,481	\$	149,838
City of Myrtle Beach	\$	16,000	\$	-	\$	16,000
City of Travelers Rest	\$	12,500	\$	-	\$	12,500
Cotton Incorporated	\$	345,201	\$	41,151	\$	386,352
Creek Watch Villas	\$	3,200	\$	-	\$	3,200
Cummings & McCrady Inc.	\$	5,390	\$	736	\$	6,126
Daikin America, Inc.	\$	13,500	\$	-	\$	13,500
Depuy Synthes	\$	325,928	\$	158,920	\$	484,848
Dow AgroSciences LLC	\$	39,904	\$	10,375	\$	50,279
Dummen Orange	\$	10,000	\$	-	\$	10,000
DuPont	\$	103,821	\$	54,506	\$	158,327
Earth Design	\$	4,419	\$	603	\$	5,022
Elanco	\$	53,740	\$	13,435	\$	67,175
Elastrin Therapeutics	\$	31,463	\$	16,518	\$	47,981
Emory Healthcare	\$	10,000	\$	-	\$	10,000
Families 4 Change, Inc	\$	2,500	\$	-	\$	2,500
Fenno Architecture	\$	5,390	\$	736	\$	6,126
General Electric (GE)	\$	5,226,000	\$	-	\$	5,226,000
Herlong and Associates	\$	2,695	\$	368	\$	3,063
Honda R&D Americas, Inc.	\$	17,645	\$	9,264	\$	26,909
Innovaplant de Costa Rica, SA	\$	12,000	\$	-	\$	12,000
J Dabney Peeples Design Associates, Inc.	\$	5,302	\$	723	\$	6,025
KCI TECHNOLOGIES INC.	\$	56,663	\$	22,136	\$	78,799
Kevan Hoertdoerfer Architects	\$	2,695	\$	368	\$	3,063
Land O'Lakes, Inc.	\$	5,000	\$	-	\$	5,000
LFK Architects, LLC	\$	5,390	\$	736	\$	6,126
Liollio Architecture	\$	5,390	\$	736	\$	6,126
Lockheed Martin Corporation	\$	64,981	\$	29,980	\$	94,961
LS3P Associates, LTD	\$	8,085	\$	1,104	\$	9,189
McMillan Pazdan Smith Architecture	\$	8,085	\$	1,104	\$	9,189
Medical Beam Laboratories	\$	41,473	\$	21,773	\$	63,246
Merck Sharp & Dohme Corp	\$	15,000	\$	-	\$	15,000
Metrolina Greenhouse	\$	10,000	\$	-	\$	10,000
Milliken and Company	\$	70,123	\$	31,015	\$	101,138
MKSK Studios	\$	7,953	\$	1,085	\$	9,038
Monsanto	\$	71,701	\$	18,643	\$	90,343

Summary of Awards

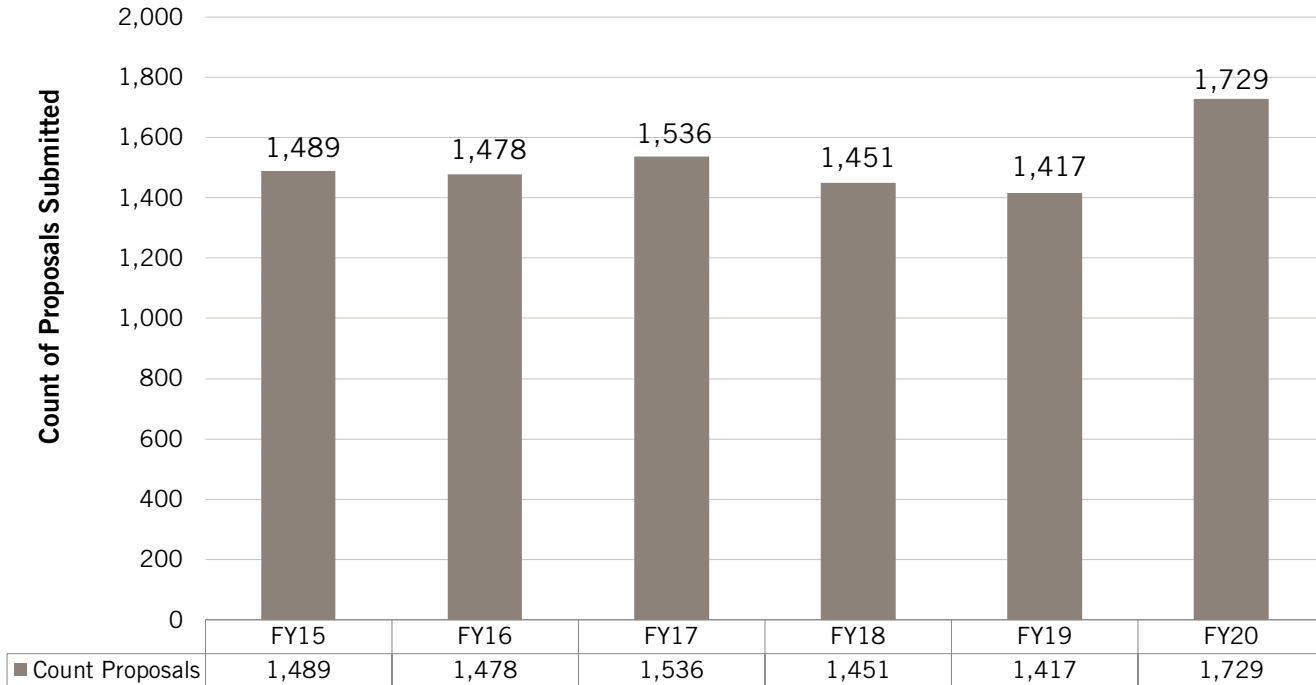
Nephron Pharmaceuticals	\$	55,891	\$	23,544	\$	79,435
Novus Architects	\$	5,390	\$	736	\$	6,126
Omnibond Systems	\$	39,626	\$	10,303	\$	49,929
PDM US, LLC	\$	82,586	\$	37,414	\$	120,000
Perlara	\$	3,279	\$	1,721	\$	5,000
Reprise Biomedical	\$	3,000	\$	1,575	\$	4,575
Rosenblum Coe Architects, Inc.	\$	2,695	\$	368	\$	3,063
Samaritan Biologics, LLC	\$	2,613	\$	1,372	\$	3,985
Samsung Electronics America, Inc	\$	29,296	\$	11,246	\$	40,542
Simons Young + Associates	\$	2,695	\$	368	\$	3,063
SJWD Water District	\$	101,460	\$	53,267	\$	154,727
SMHa	\$	2,695	\$	368	\$	3,063
SmithBucklin Corporation	\$	290,285	\$	-	\$	290,285
Smithers-Oasis	\$	10,000	\$	-	\$	10,000
Sonoco Products Company	\$	95,859	\$	48,259	\$	144,118
Sonoco Products, Inc.	\$	59,790	\$	25,591	\$	85,381
Specialty Seed, Inc.	\$	3,284	\$	854	\$	4,138
Synchronicity	\$	5,390	\$	736	\$	6,126
Syngenta Crop Protection	\$	24,683	\$	6,417	\$	31,100
Syngenta Flowers, Inc.	\$	10,000	\$	-	\$	10,000
Syngenta Seeds, Inc.	\$	10,641	\$	2,860	\$	13,501
Titan Farms	\$	606,460	\$	-	\$	606,460
Toole Design Group	\$	12,726	\$	1,736	\$	14,462
Various Private Sponsors	\$	6,500	\$	-	\$	6,500
Private Univ, Research Fdns, Inst & Centers	\$	450,736	\$	49,408	\$	500,144
Private Univ, Research Fdns, Inst & Centers	\$	450,736	\$	49,408	\$	500,144
American Heart Association	\$	208,042	\$	20,804	\$	228,846
Arizona State University (FDP)	\$	39,994	\$	4,399	\$	44,393
Duke University (FDP)	\$	12,600	\$	1,260	\$	13,860
National 4H Council	\$	84,365	\$	8,636	\$	93,000
Oak Ridge Associated Universities	\$	4,000	\$	-	\$	4,000
Roger Williams University	\$	9,146	\$	-	\$	9,146
SC Research Authority (SCRA)	\$	82,589	\$	14,309	\$	96,898
Southern Region Small Fruit Consortium	\$	10,000	\$	-	\$	10,000
Revenue	\$	46,937	\$	3,064	\$	50,001
Miscellaneous Revenue	\$	46,937	\$	3,064	\$	50,001
Clemson University (FDP)	\$	46,937	\$	3,064	\$	50,001
State and Local Governments	\$	10,744,690	\$	828,717	\$	11,573,408
State Agencies Outside SC	\$	339,728	\$	27,410	\$	367,138
Georgia Department of Natural Resources	\$	16,433	\$	2,958	\$	19,391
Michigan State University	\$	14,261	\$	-	\$	14,261
Pennsylvania State University (FDP)	\$	41,296	\$	4,130	\$	45,426
University of North Carolina at Charlotte	\$	99,648	\$	9,346	\$	108,994
University of Pittsburgh (FDP)	\$	10,713	\$	-	\$	10,713
University of Texas	\$	99,750	\$	8,594	\$	108,344
University of Texas M.D. Anderson Cancer Center - Sci	\$	41,750	\$	-	\$	41,750
Virginia Commonwealth University	\$	15,877	\$	2,382	\$	18,259
Local Grants and Contracts	\$	432,445	\$	19,197	\$	451,642
Abbeville County	\$	25,000	\$	-	\$	25,000
Anderson County	\$	55,714	\$	-	\$	55,714
Berkeley County	\$	14,400	\$	-	\$	14,400

Summary of Awards

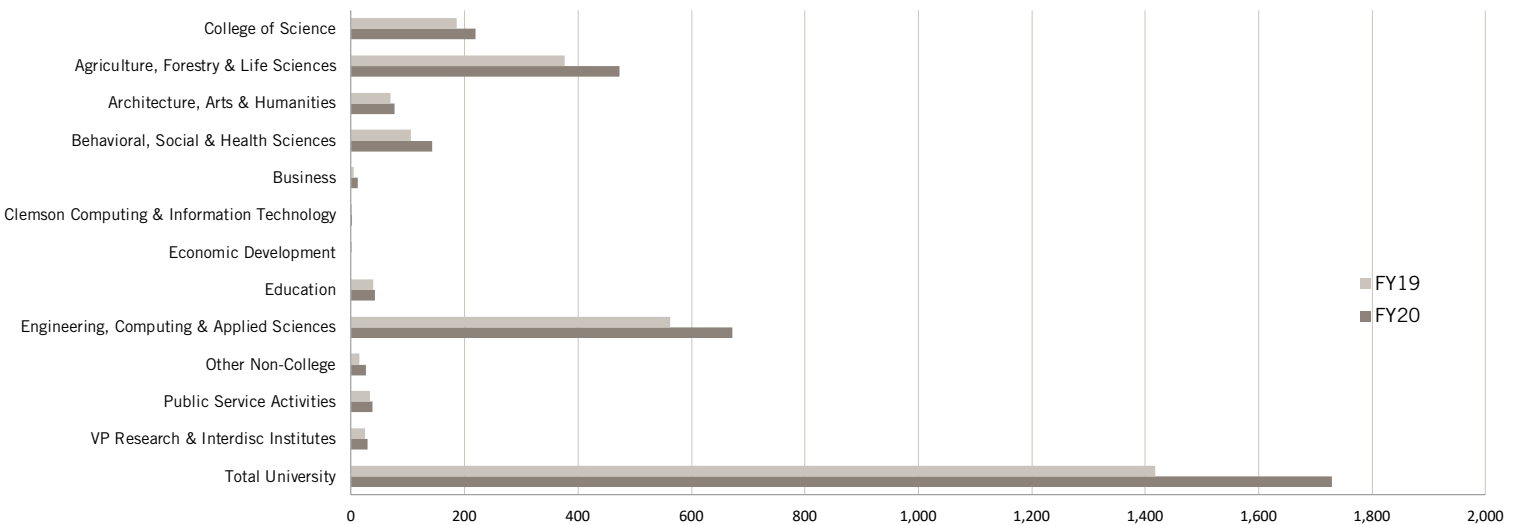
Charleston Civic Design Center	\$	5,390	\$	736	\$	6,126
Charleston County	\$	16,450	\$	-	\$	16,450
City of Clemson	\$	17,953	\$	1,085	\$	19,038
City of Greenville	\$	10,604	\$	1,446	\$	12,050
City of Spartanburg	\$	6,363	\$	868	\$	7,231
Dorchester County	\$	14,400	\$	-	\$	14,400
Greenville County	\$	30,700	\$	-	\$	30,700
Greenville County Planning Commission	\$	2,651	\$	362	\$	3,013
Lancaster County	\$	25,000	\$	-	\$	25,000
Laurens County	\$	25,000	\$	-	\$	25,000
Marion County	\$	18,000	\$	-	\$	18,000
McCormick County	\$	14,400	\$	-	\$	14,400
Pickens County	\$	105,460	\$	-	\$	105,460
Richland County	\$	3,500	\$	-	\$	3,500
Spartanburg County	\$	29,460	\$	14,700	\$	44,160
Union County, SC	\$	12,000	\$	-	\$	12,000
SC CURF	\$	219,803	\$	34,833	\$	254,636
Clemson University Research Foundation (CURF)	\$	219,803	\$	34,833	\$	254,636
SC Dept of Education	\$	71,243	\$	3,062	\$	74,305
SC Dept of Education	\$	71,243	\$	3,062	\$	74,305
State Commissions/Boards	\$	539,492	\$	-	\$	539,492
SC Arts Commission	\$	18,571	\$	-	\$	18,571
SC Cattlemen's Association	\$	33,438	\$	-	\$	33,438
SC Commission on Higher Education	\$	135,000	\$	-	\$	135,000
SC Cotton Board	\$	116,842	\$	-	\$	116,842
SC Dept of Disabilities and Special Needs	\$	4,000	\$	-	\$	4,000
SC Peach Council & Promotion Board	\$	53,500	\$	-	\$	53,500
SC Peanut Board	\$	71,991	\$	-	\$	71,991
SC Soybean Board	\$	75,915	\$	-	\$	75,915
SC Tobacco Board	\$	30,235	\$	-	\$	30,235
State EPSCoR	\$	89,677	\$	-	\$	89,677
SC EPSCOR	\$	59,677	\$	-	\$	59,677
University of South Carolina	\$	30,000	\$	-	\$	30,000
State Miscellaneous	\$	9,030,457	\$	744,216	\$	9,774,673
Agribusiness Center for Research and Entrepreneurship	\$	74,000	\$	-	\$	74,000
Francis Marion University	\$	30,621	\$	4,705	\$	35,326
Medical University of South Carolina (FDP)	\$	225,340	\$	-	\$	225,340
SC Dept of Agriculture	\$	162,996	\$	-	\$	162,996
SC Dept of Commerce	\$	1,208,512	\$	19,614	\$	1,228,126
SC Dept of Juvenile Justice	\$	6,238,442	\$	710,722	\$	6,949,164
SC Dept of Natural Resources	\$	176,550	\$	-	\$	176,550
SC DHHS	\$	575,574	\$	-	\$	575,574
South Carolina Emergency Management Division	\$	2,913	\$	-	\$	2,913
South Carolina Governor's School for Science and Math	\$	37,879	\$	-	\$	37,879
University of South Carolina	\$	296,730	\$	9,175	\$	305,905
Winthrop University	\$	900	\$	-	\$	900
State SCUREFF	\$	21,846	\$	-	\$	21,846
SC Dept of Natural Resources	\$	21,846	\$	-	\$	21,846
Grand Total	\$	97,600,510	\$	20,749,441	\$	118,349,951

Summary of Submissions

Clemson University Sponsored Research Submissions Counts Six Year Comparison



Clemson University Fiscal Year 2019 and 2020 Submissions Counts By Organizational Unit



	Total University	VP Research & Interdisc Institutes	Public Service Activities	Other Non-College	Engineering, Computing & Applied Sciences	Education	Economic Development	Clemson Computing & Information Technology	Business	Behavioral, Social & Health Sciences	Architecture, Arts & Humanities	Agriculture, Forestry & Life Sciences	College of Science
FY19	1417	25	33	14	562	39	1	1	5	105	69	377	186
FY20	1729	29	37	26	672	42	0	1	11	143	76	473	219

Appendix

Clemson University Sponsored Research Awards Summary By College, Unit and Investigator Fiscal Year 2020