

FRATERNITY & SORORITY LIFE

HIGHLIGHTS 2019-20

The office of Fraternity and Sorority Life offers the fraternity and sorority community support that emphasizes the importance of social responsibility, academic excellence and leadership through open communication, needs-based advising and direct interaction with organization members and advisers. We believe in the power of values-based fraternities and sororities to create positive change.

DEMOGRAPHICS

	OVERALL	OVERALL FSL	% of POP. AFFILIATED
Women	49.63%	63.91%	31.17%
Men	50.37%	36.09%	17.34%

	CPA	IFC	MGC	NPHC	ALL FSL	ALL
In-State %	49.37%	44.08%	90.47%	91.25%	48.52%	67.37%
Out-of-State %	50.63%	55.92%	9.53%	8.75%	51.48%	32.63%

MEMBERSHIP TRENDS (SINCE 2015)

SEMESTER	Total Undergrad	Total Members	Total CPA	Total IFC	Total MGC	Total NPHC
Fall 2015	18,526	4,473	2,736	1,632	12	93
Fall 2016	19,022	4,471	2,895	1,510	22	44
Fall 2017	19,825	4,529	2,954	1,466	42	67
Fall 2018	20,076	4,569	2,903	1,537	45	84
Fall 2019	20,602	4,883	3,054	1,704	46	79

ACADEMICS

Fall 2019: All four council GPAs exceeded 3.0 for second consecutive fall

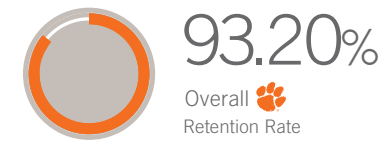
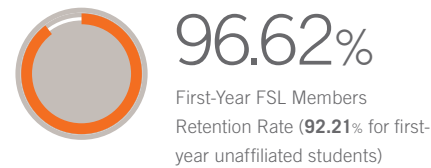
	OVERALL GPA	OVERALL FSL GPA	CPA	MGC	NPHC	IFC
Fall 2019	3.211	3.336	3.482	3.194	3.057	3.083
Spring 2020	3.6	3.699	3.764	3.634	3.453	3.582

In Fall 2019: **76.08%** of all chapters exceeded 3.0; **77%** of all members exceeded 3.0
 Highest Fall GPAs on record for all members: FSL, CPC, IFC and NPHC; Highest Fall GPAs on record for new members: CPC and IFC

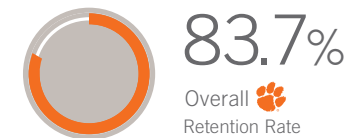
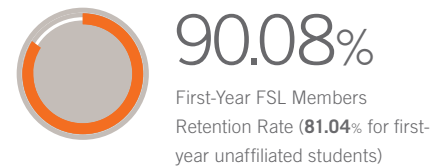
In Spring 2020: **97.87%** of all chapters exceeded 3.0; **93.57%** of all members exceeded 3.0 (grades reflected from P/F option during online instruction from COVID-19)

DIVISION OF STUDENT AFFAIRS

RETENTION — 2018 COHORT DATA



GRADUATION — 2018 COHORT DATA



FALL 2019 MEMBERSHIP

CPA
 12 Chapters
3,083 Members
 256 Avg. Chapter Size

IFC
 22 Chapters
1,792 Members
 81 Avg. Chapter Size

NPHC
 8 Organizations
80 Members
 10 Avg. Chapter Size

MGC
 4 Organizations
42 Members
 11 Avg. Chapter Size

2018-19 RECRUITMENT TOTALS

CPA
 Fall Primary Recruitment: **1,112**
 Fall Continuous Open Bidding: **39**
 Spring Continuous Open Bidding: **45**
 Total: **1,196**

IFC
 Fall Recruitment: **397**
 Spring Recruitment: **152**
 Sigma Alpha Epsilon Expansion: **14**
 Total: **563**

MGC
 Fall Intake: **5**
 Spring Intake: **3**
 Total: **8**

NPHC
 Fall Intake: **1**
 Spring Intake: **4**
 Total: **5**



welcome to
PLANET PI



DELTA
IS OUT OF
THIS WORLD



Amanda H. Hays Cup
College Panhellenic Council
Chapter of the Year
Clemson University

Dr. Jerome V. Reel Jr. Cup
Interfraternity Council
Chapter of the Year
Clemson University

Founders Cup
Multicultural Greek Council
Chapter of the Year
Clemson University

Altheia L. Richardson Cup
National Pan-Hellenic Council
Chapter of the Year
Clemson University

