



The Office of Fraternity and Sorority Life (FSL) offers the fraternity and sorority community support that emphasizes the importance of social responsibility, academic excellence and leadership through open communication, needs-based advising and direct interaction with organization members and advisers. We believe in the power of values-based fraternities and sororities to create positive change.

DEMOGRAPHICS

FALL 2021 MEMBERSHIP:

College Panhellenic Association
CPA | 13 Chapters
3,923 Members
301 Avg. Chapter Size
333 Total

Interfraternity Council
IFC | 22 Chapters
1,737 Members
79 Avg. Chapter Size

Multicultural Greek Council
MGC | 5 Organizations
59 Members
12 Avg. Chapter Size

National Pan-Hellenic Council
NPHC | 8 Organizations
70 Members
9 Avg. Chapter Size

2021-22 RECRUITMENT TOTALS:

College Panhellenic Association
CPA | Fall 2021 Primary Recruitment: **1,318**
Fall 2021 Continuous Open Bidding: **60**
Fall 2021 Delta Gamma Extension: **88**
Spring 2022 Continuous Open Bidding: **106**
Total: **1,572**

Interfraternity Council
IFC | Fall 2021 Recruitment: **384**
Spring 2022 Recruitment: **184**
Total: **568**

Multicultural Greek Council
MGC | Fall 2021 Intake: **17**
Spring 2022 Intake: **10**
Total: **27**

National Pan-Hellenic Council
NPHC | Fall 2021 Intake: **11**
Spring 2022 Intake: **49**
Total: **60**

	Men	Women
Overall	48.77%	51.23%
Overall FSL	31.13%	68.87%
% of Gender Affiliated	17.23%	36.28%

	In-State %	Out-of-State %
CPA	44.83%	55.17%
IFC	40.68%	59.32%
MGC	83.05%	16.95%
NPHC	78.87%	21.13%
Overall FSL	44.37%	55.63%
Overall	63.19%	36.81%

MEMBERSHIP TRENDS FROM FALL 2017-21 GRADE REPORTS:

	Total Undergraduates	Total Members	Total CPA	Total IFC	Total MGC	Total NPHC
Fall 2017	19,825	4,529	2,954	1,466	42	67
Fall 2018	20,076	4,569	2,903	1,537	45	84
Fall 2019	20,602	4,883	3,054	1,704	42	79
Fall 2020	20,868	5,186	3,415	1,648	46	81
Fall 2021	22,080	5,789	3,923	1,737	59	70

SERVICE AND PHILANTHROPY 2021-22

103,026.5

Hours chapter members spent in community service

\$1,037,067.30

Money raised for chapter philanthropies

ACADEMICS — GPA

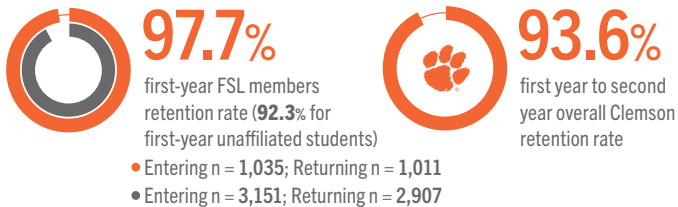
	Overall GPA	Overall FSL GPA	CPA	IFC	MGC	NPHC
Fall 2021	3.253	3.384	3.480	3.182	3.247	3.029
Spring 2022	3.293	3.439	3.546	3.234	3.311	3.032

4th

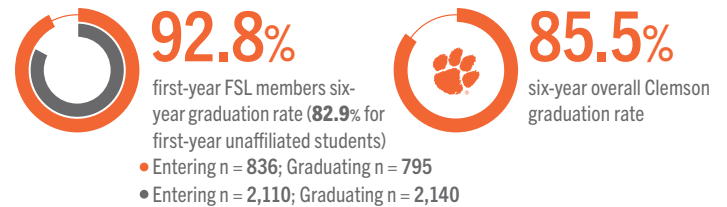
Consecutive Fall semester where all four council GPAs exceeded 3.0

In Fall 2021: **81.25%** of all chapters exceeded 3.0; **78.80%** of all members exceeded 3.0
 In Spring 2022: **79.58%** of all chapters exceeded 3.0; **82.02%** of all members exceeded 3.0

RETENTION — 2020 COHORT DATA:




GRADUATION — 2015 COHORT DATA:



COACHING MODEL AND OUTCOMES



CHAPTER ENGAGEMENT:



COUNCIL ENGAGEMENT:



HEADQUARTERS ENGAGEMENT:

93
Meetings with **26** organizations

COACHING MODEL OUTCOMES:



CHAPTER EXCELLENCE AWARDS 2022

APPLICATIONS AND RESULTS:

	Number Applied	Percent of Chapters	Chapters Receiving Awards
2019	25	53.2%	19
2020	34	73.9%	33
2021	32	68.0%	31
2022	30	65.0%	30

Chapters of the Year

- Alpha Delta Pi (CPA)
Amanda H. Hays Cup
- Beta Upsilon Chi (IFC)
Dr. Jerome V. Reel, Jr. Cup
- Delta Phi Lambda Sorority, Inc. (MGC)
Founders Cup
- Zeta Phi Beta Sorority, Inc. (NPHC)
Dr. Altheia L. Richardson Cup

Members of the Year

- Anna Rhett Allen (CPA)
Alpha Delta Pi
- Noah Ashley (IFC)
Beta Upsilon Chi
- Patrick Macalintal (MGC Fraternity)
Pi Alpha Phi Fraternity, Inc.
- Aundrea Gibbons (NPHC Sorority)
Zeta Phi Beta Sorority, Inc.
- Jamison Taylor (NPHC Fraternity)
Alpha Phi Alpha Fraternity, Inc.